

---

# CLASS III DOCUMENT SIGNER


## DSC PROCEDURE

---

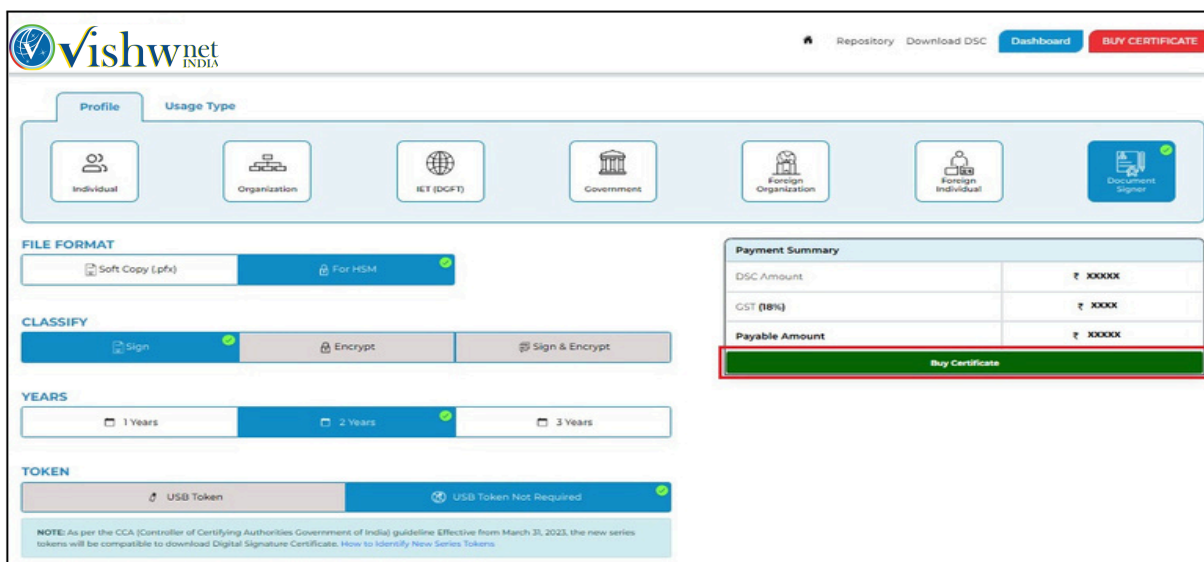
11-APR-2025  
VERSION 1.1.1

## CLASS III DOCUMENT SIGNER - DSC PROCEDURE

Navigate to the [Capricorn website](#) and select the '**Buy Certificate**' option to begin the DSC purchase process.

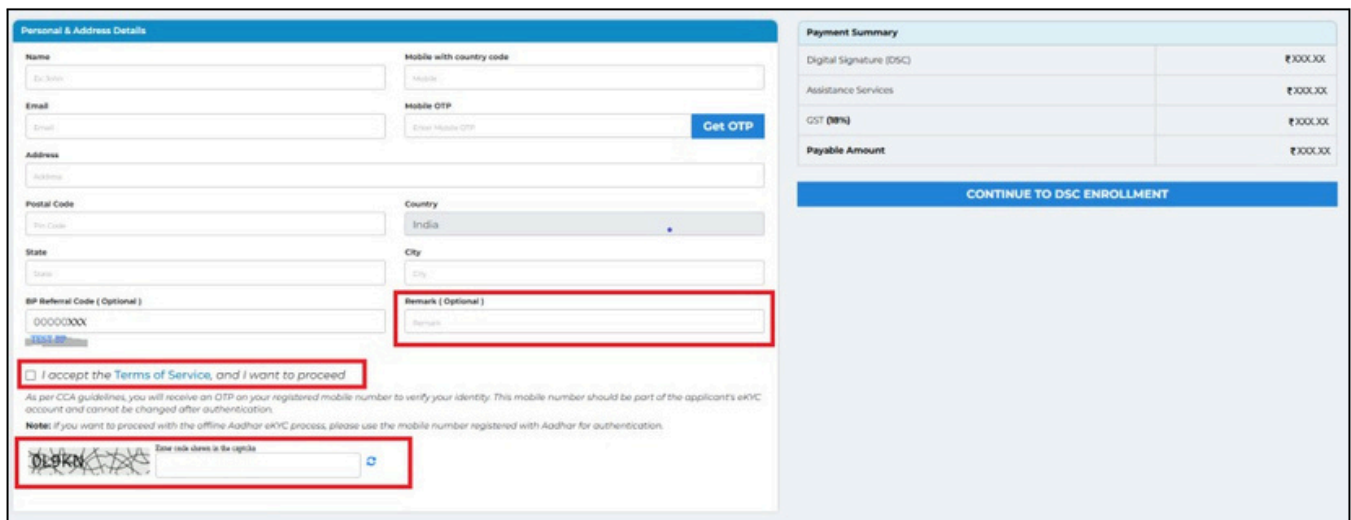


Choose the type of **DSC** you wish to purchase from the product selection options. After selecting the Document Signer DSC type, click on the '**Buy Certificate**' tab. If you want TOKEN with your DSC, you need to choose **TOKEN**, else, you can select **USB TOKEN NOT REQUIRED**.

The screenshot shows the 'Buy Certificate' process on the Vishwnet India website. The 'BUY CERTIFICATE' button in the top navigation bar is highlighted with a red border. Below it, the 'Usage Type' section shows various options: Individual, Organization, IET (DGFT), Government, Foreign Organization, Foreign Individual, and Document Signer. The 'Document Signer' option is selected and highlighted with a green checkmark. Below this, the 'FILE FORMAT' section shows 'Soft Copy (.pfx)' and 'For HSM' options. The 'CLASSIFY' section shows 'Sign', 'Encrypt', and 'Sign & Encrypt' options. The 'YEARS' section shows '1 Years', '2 Years', and '3 Years' options. The 'TOKEN' section shows 'USB Token' and 'USB Token Not Required' options. A 'Payment Summary' table is also visible, showing the DSC Amount, GST (18%), and Payable Amount. The 'Buy Certificate' button at the bottom of the form is highlighted with a red border.

Fill in your Name, Email, Mobile Number, and Address. Click '**Get OTP**'. Enter the **OTP** received on your mobile. If you have a **BP Referral Code**, enter it; if not, proceed without it. You can enter any reference in the **Remark** field related to the order (**It is optional**).

Select the '**Terms of Services**' and '**I'm not a robot**' checkboxes. Click '**Continue to DSC Enrollment**' to proceed.



The screenshot shows a web form for DSC Enrollment. The form is divided into two main sections: 'Personal & Address Details' and 'Payment Summary'.

**Personal & Address Details:**

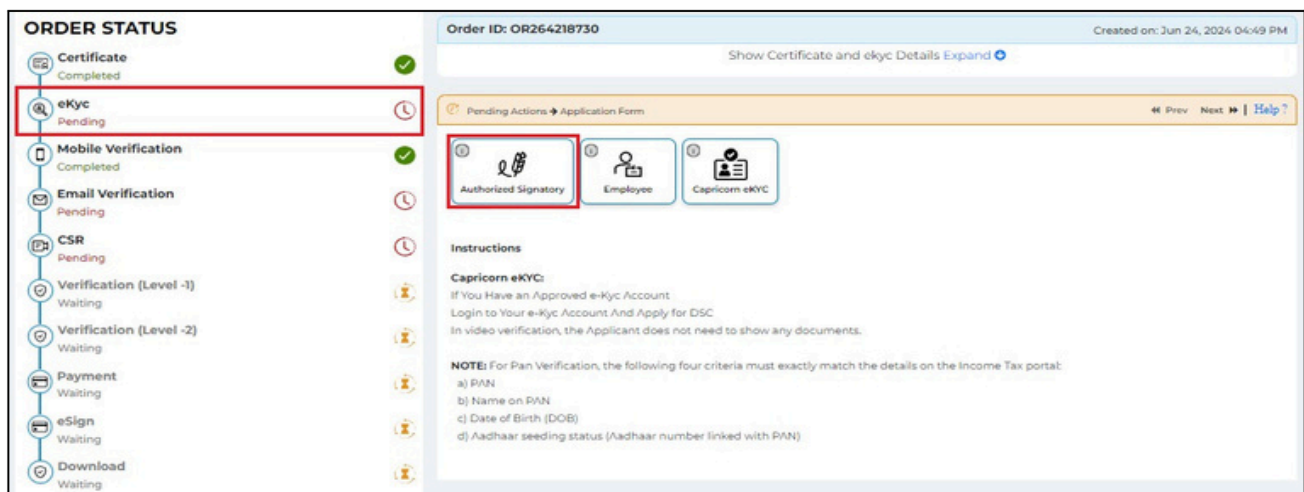
- Name:** Full Name (text input), Mobile with country code (text input), Mobile (text input).
- Email:** Email (text input), Mobile OTP (text input), **Get OTP** (button).
- Address:** Address (text input).
- Postal Code:** Pin Code (text input), Country (dropdown menu, currently set to India).
- State:** State (text input), City (text input).
- BP Referral Code (Optional):** 00000000 (text input), **Remark (Optional):** Remark (text input).
- Terms of Service:** ☐ I accept the Terms of Service, and I want to proceed.
- Security:** CAPTCHA (image), Date and time stamp (text input).

**Payment Summary:**

Item	Amount
Digital Signature (DSC)	₹1000.00
Assistance Services	₹1000.00
GST (00%)	₹1000.00
<b>Payable Amount</b>	<b>₹1000.00</b>

**CONTINUE TO DSC ENROLLMENT** (button)

Click on the '**Authorized Signatory**' option to proceed with your DSC application.



The screenshot shows the 'ORDER STATUS' page for Order ID: OR264218730. The page is created on Jun 24, 2024 04:49 PM.

**Order Status:**

- Certificate:** Completed (green checkmark)
- eKyc:** Pending (red clock icon)
- Mobile Verification:** Completed (green checkmark)
- Email Verification:** Pending (red clock icon)
- CSR:** Pending (red clock icon)
- Verification (Level -1):** Waiting (yellow clock icon)
- Verification (Level -2):** Waiting (yellow clock icon)
- Payment:** Waiting (yellow clock icon)
- eSign:** Waiting (yellow clock icon)
- Download:** Waiting (yellow clock icon)

**Pending Actions:** Application Form (46 Prev Next Help)

**Authorized Signatory** (selected), Employee, Capricorn eKYC

**Instructions:**

**Capricorn eKYC:**

- If You Have an Approved e-Kyc Account
- Login to Your e-Kyc Account And Apply for DSC
- In video verification, the Applicant does not need to show any documents.

**NOTE:** For Pan Verification, the following four criteria must exactly match the details on the Income Tax portal:

- PAN
- Name on PAN
- Date of Birth (DOB)
- Aadhaar seeding status (Aadhaar number linked with PAN)

Please fill in the required details with the eKYC ID & eKYC PIN.

- eKYC ID should be set according to the customer name with some more numbers or letters to make it distinct.

- eKYC pin is a six-digit pin that you can set according to your preferences.

Select the checkbox to accept the '**Terms of Service**' and IVG. Click '**Submit**' to move forward.

Pending Actions Application Form Prev Next Help ?

<b>Name</b> SXXXX SXXXX	<b>PAN (Mandatory for Income Tax usage)</b> PAN
<b>Date of Birth</b> dd-mm-yyyy	<b>Mobile with country code</b> 919 XXXXXXXXXX
<b>Email</b> test16767@gmail.com	<b>Gender</b> Select Gender
<b>Address</b> abc 1233	
<b>Postal Code (PIN)</b> 11XXXX	<b>Country</b> India
<b>State</b> Delhi	<b>City</b> Delhi
<b>eKYC ID</b> KYC ID Alphanumeric, start with alphabet, min 4 letter long	<b>eKYC PIN</b> KYC PIN 6 digit numeric pin
<b>CSTIN (Optional)</b> CSTIN	<b>Company Name</b> company name
<b>Organization Type</b> - Select Organisation Type -	<b>PAN organization</b> PAN ORGANIZATION
<b>Department</b> department	<b>Employee Code</b> Employee code given by company
<b>Aadhaar Number</b> Last 4 digit	

**Applicant Declaration:** I hereby agree and confirm, that I have read and understood Provisions, Guidelines and Practices of Certificate Digital CDS and the Subscriber Agreement, I would abide by the same. The information provided in this application form is correct and true in all respect.

Section 71 of IT Act stipulates that if anyone makes a misrepresentation or suppresses any material fact from the CCA or CA for obtaining any DSC such person shall be punishable with imprisonment upto 2 years or with fine up to one lakh rupees or with both.

☐ I accept the **Terms of Service**, and **IVG** I want to proceed.

Submit

If you have mentioned your PAN number, you have to verify your **NAME** and **DATE of Birth** as per your **PAN/NSDL** Data.

### ORDER STATUS

- Certificate**  
Completed
- eKyc**  
Completed
- Pan Verification**  
Pending
- Mobile Verification**  
Completed
- Email Verification**  
Pending
- Video**  
Pending

Order ID: OR264218730 Created on: Jun 24, 2024 04:49 PM

Show Certificate and ekyc Details [Expand](#)

Pending Actions → [Verify PAN](#) Prev Next Help ?

Verify PAN

Name \*  PAN \*

Date of Birth \*

☐ Change name in order

[Verify](#)

Verify your '**Email**' by following the prompts to complete the email verification process.

### ORDER STATUS

- Certificate**  
Completed
- eKyc**  
Completed
- Pan Verification**  
Completed
- Photo**  
Pending
- Mobile Verification**  
Completed
- Email Verification**  
Pending
- CSR**  
Pending
- Documents**  
Pending
- Video**  
Pending
- Application Form \***  
Pending
- Verification (Level -1)**  
Waiting
- Verification (Level -2)**  
Waiting
- Payment**  
Waiting
- eSign**  
Waiting
- Download**  
Waiting

Order ID: OR264218730 Created on: Jun 24, 2024 04:49 PM

Show Certificate and ekyc Details [Expand](#)

Pending Actions → [Verify Email](#) Prev Next Help ?

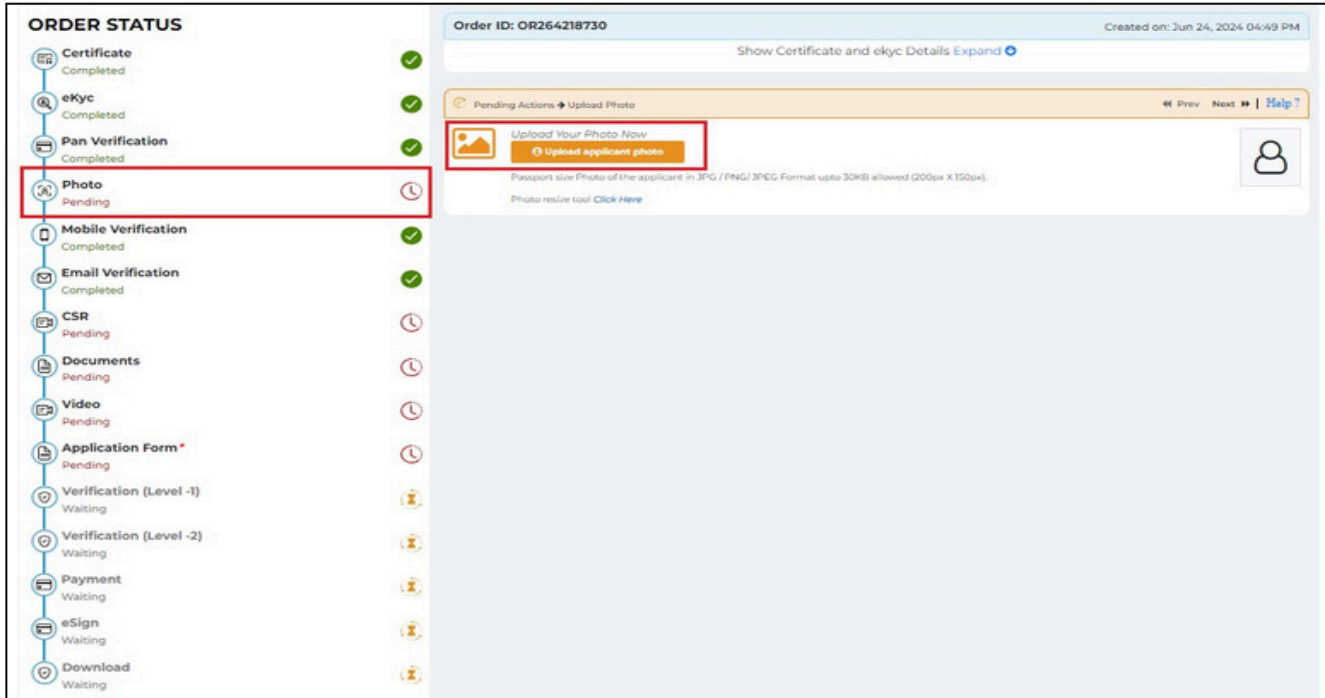
Verify Email

Email  [Change](#) OTP

[Verify](#) [Get OTP](#)



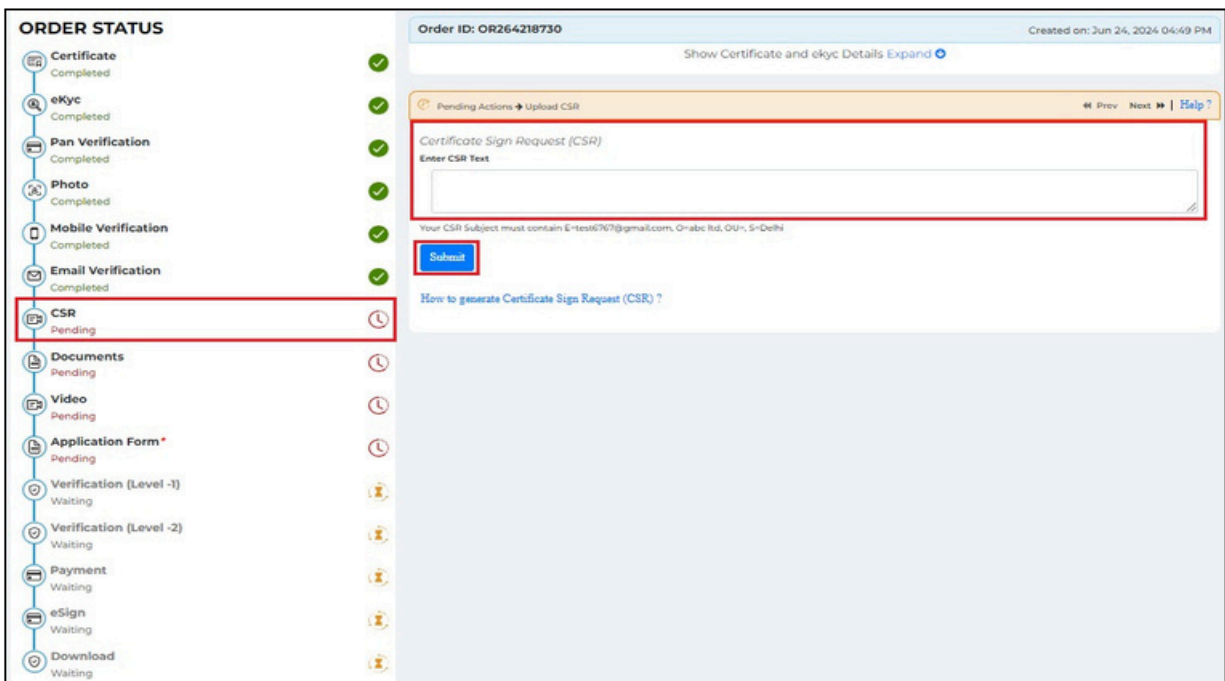
Upload a passport-sized photograph of the applicant.



The screenshot displays the 'ORDER STATUS' page for Order ID: OR264218730, created on Jun 24, 2024 04:49 PM. The left sidebar lists various steps: Certificate (Completed), eKyc (Completed), Pan Verification (Completed), Photo (Pending), Mobile Verification (Completed), Email Verification (Completed), CSR (Pending), Documents (Pending), Video (Pending), Application Form\* (Pending), Verification (Level -1) (Waiting), Verification (Level -2) (Waiting), Payment (Waiting), eSign (Waiting), and Download (Waiting). The 'Photo' step is highlighted with a red box. The main content area shows 'Pending Actions' with a red box around the 'Upload Your Photo Now' button. Below this, it specifies 'Passport size Photo of the applicant in 3PG / PNG / JPEG Format upto 30KB allowed (200px X 150px)' and provides a link for the 'Photo resize tool'.

You have to insert your CSR (as per your details) in the given field.

## How to Generate a CSR (Certificate Signing Request) on a Hardware Device.



The screenshot displays the 'ORDER STATUS' page for Order ID: OR264218730, created on Jun 24, 2024 04:49 PM. The left sidebar lists various steps: Certificate (Completed), eKyc (Completed), Pan Verification (Completed), Photo (Completed), Mobile Verification (Completed), Email Verification (Completed), CSR (Pending), Documents (Pending), Video (Pending), Application Form\* (Pending), Verification (Level -1) (Waiting), Verification (Level -2) (Waiting), Payment (Waiting), eSign (Waiting), and Download (Waiting). The 'CSR' step is highlighted with a red box. The main content area shows 'Pending Actions' with a red box around the 'Upload CSR' button. Below this, it displays the 'Certificate Sign Request (CSR)' form with a text input field for 'Enter CSR Text' and a 'Submit' button. A note specifies 'Your CSR Subject must contain E=test@7@gmail.com, O=abc ltd, OU=, S=Delhi'. A link for 'How to generate Certificate Sign Request (CSR) ?' is also present.

Click **'Submit'** to proceed further.

ORDER STATUS

Certificate

Completed

✓

eKyc

Completed

✓

Pan Verification

Completed

✓

Photo

Completed

✓

Mobile Verification

Completed

✓

Email Verification

Completed

✓

CSR

Pending

⌚

Documents

Pending

⌚

Video

Pending

⌚

Application Form\*

Pending

⌚

Verification (Level -1)

Waiting

⌚

Verification (Level -2)

Waiting

⌚

Payment

Waiting

⌚

eSign

Waiting

⌚

Download

Waiting

⌚

Order ID: OR264218730

Created on: Jun 24, 2024 04:49 PM

Show Certificate and eKyc Details Expand

Pending Actions Upload CSR

Certificate Sign Request (CSR)

Enter CSR Text

```
-----BEGIN NEW CERTIFICATE REQUEST-----
MIIODCCAAEECAQANDBEMDAAGAIUEAwwDQVNEIGGMAAGCSqGSIbDQEBAQUAA4GN
ADCBiQKBgQDLKdWD-O-39ZMhXp3V3AgmP6Lqg2FP2AcRn5G6II8pkdjhvtq
kzbf6ZCkcmZTU66c3XgpL1mtpN0ISbedn246P6aE1TB6j1nlVIdm9FOG5W
SR1FrEOLdgcW365c1Pe7muDSM622C0ac8nApOuhVMOUGrfemagvIDQABoIHp
MBnGCuGAQQBgicNAgMAhDhY3dMTAubIC4eOTA0NS4y3d4GCSqGSIb3DQEIDjEndMCsw
HQYDVR0OBBSYEFGrDNYEEggrX0vdsRaaBYAAiaahMA4GA1U4DwEBwQEAmIHgDBD
BgkzBgEEAYlFRQh5A0AgEFDAA9ERVNLE99QLTRUQU3UzchMFURFUVUT1A0NEIB
TsdTNisTYWdgcwHTU1DLkVYRTBEBgorBgEEAYlDQCMYwNAIBAB4AFAAUgBP
AFgASwBIAHkALABDAFMAUAAAgAEkAbgBkAGkAYQAqAFYAMfvaAADAQAmDQYJKoZI
hvcNAQEFBQADgYEAAimocISqg6fVwYK1l1uzs4yzw6R7nG8fufEg3Uk5G07EIS
zsW12km3DvwaF7nmzkyvdE5uQG6OM4dN8-SXoKWWWnPhKXGz2rlnPWQ6IDTn
s8iV17aVFPgkz5FWoCGP1O6SCTaETRgd3KIB9gRvmTY9PudFmN8oYknj=
-----END NEW CERTIFICATE REQUEST-----
```

Your CSR Subject must contain E-test6767@gmail.com, O=abc ltd, OU=, S=Delhi

Submit

How to generate Certificate Sign Request (CSR) ?

If your CSR is generated correctly, it will submit and prompt you with a success message (as shown in the picture below).

Vishwnet India

Repository Download OSC

Well Done! CSR updated successfully!

OK Cancel

eKyc

Completed

✓

Pan Verification

Completed

✓

Photo

Completed

✓

Mobile Verification

Completed

✓

Email Verification

Completed

✓

CSR

Pending

⌚

Documents

Pending

⌚

Video

Pending

⌚

Application Form\*

Pending

⌚

Verification (Level -1)

Waiting

⌚

Verification (Level -2)

Waiting

⌚

Payment

Waiting

⌚

eSign

Waiting

⌚

Download

Waiting

⌚

Order ID: OR264218730

Created on: Jun 24, 2024 04:49 PM

Show Certificate and eKyc Details Expand

Pending Actions Upload CSR

Certificate Sign Request (CSR)

Enter CSR Text

```
NixTYWdgcwHTU1DLkVYRTBEBgorBgEEAYlDQCMYwNAIBAB4AFAAUgBPAPfA
SwBIAHkALABDAFMAUAAAgAEkAbgBkAGkAYQAqAFYAMfvaAADAQAmDQYJKoZIhvcN
AQEFBQADgYEABAKK-qhK1M4-YkUwX3mLAOUjZBEW3aLV7G8dumCQpF6RGLZt78X
G3BwmQHEgTmm1LY6R2B6DesANV-FkoeRkBWwZcHTUgSLB5uuhK-qfbNqg7T1
fGuThEiNG8cCwaV5BM3p6O6c7pocd4Jz3t4E1dPRVwZvntgFUt7CS2e2QD
F43yQGIDRrHHoXmsByH-GXG18U1-3dLf35d3K01CORR:DpaD3GEILq6O665Jk
IO2SPQFBUQv5yIKhDHAmdBnd4Bfu7z0P5UqmdCLuW11V0Y2auuZ2kF7LH8RJ3
eg3CHjy1TrqmeS4B-DKR2cNAK25X5W_Xd_gw
-----END NEW CERTIFICATE REQUEST-----
```

Your CSR Subject must contain E-test6767@gmail.com, O=abc ltd, OU=, S=Delhi

Submit

How to generate Certificate Sign Request (CSR) ?

Upload the required documents.

**ORDER STATUS**

- Certificate Completed ✓
- eKyc Completed ✓
- Pan Verification Completed ✓
- Photo Completed ✓
- Mobile Verification Completed ✓
- Email Verification Completed ✓
- CSR Completed ✓
- Documents Pending** ⌚
- Video Pending ⌚
- Application Form \* Pending ⌚
- Verification (Level -1) Waiting ⌚
- Verification (Level -2) Waiting ⌚
- Payment Waiting ⌚
- eSign Waiting ⌚

Order ID: OR264218730Created on: Jun 24, 2024 04:49 PM

Show Certificate and ekyc Details Expand

Pending Actions → Upload DocumentPrevNextHelp?

**Applicant Pan card/ Aadhar card \***  
(Which no. is mentioned in order) Upload

**Authorized signatory letter/ Board resolution \***  
(If an Authorized signatory is not a director, Board Resolution with DSC authorization letter.) Upload

**Organization bank statement \***  
(Original Bank Statement with transactions less than 3 months, signed by the Bank.) Upload

**Certificate of incorporation \*** Upload

**Copy of List of Directors / MCA signatory list \*** Upload

**Authorizing person sign id proof \***  
(PAN, Passport or Driving License) or organizational ID card) Upload

**Organization Pan card \*** Upload

**Declaration letter \*** Upload

**Security letter \*** Upload

**Other Documents**  
(If you Required) Upload

**Security letter \*** Upload

Click on **“Start Video Recording”** to initiate video verification.

**ORDER STATUS**

- Certificate Completed ✓
- eKyc Completed ✓
- Pan Verification Completed ✓
- Photo Completed ✓
- Mobile Verification Completed ✓
- Email Verification Completed ✓
- CSR Completed ✓
- Documents Completed ✓
- Video Pending** ⌚
- Application Form \* Pending ⌚
- Verification (Level -1) Waiting ⌚
- Verification (Level -2) Waiting ⌚
- Payment Waiting ⌚
- eSign Waiting ⌚
- Download Waiting ⌚

Order ID: OR264218730Created on: Jun 24, 2024 04:49 PM

Show Certificate and ekyc Details Expand

Pending Actions → Record VideoPrevNextHelp?

**Complete your video verification**  
As per CCA guideline video verification required for DSC purchase.  
You can select your own language to speak while recording video.  
Please show your original documents while recording video.

- Applicant Pan card/ Aadhar card
- Authorized signatory letter/ Board resolution
- Organization bank statement
- Certificate of incorporation
- Organization Pan card
- Declaration letter
- Security letter

You can Record your video using

- Desktop / Mobile Web Browser
- Capricorn Customer App Android
- Capricorn Customer App IOS

**Start Video Recording**



The documents that you need to present during the video recording are listed on the video recording screen. Please ensure you have these documents ready before starting the recording. While recording your video, clearly state your name and the video code displayed on the screen. This helps verify your identity and link the video to your application.

### Record Video for DSC Order Id OR264218730

Please show your original documents while recording video.

- 📄 Applicant Pan card/ Aadhar card
- 📄 Authorized signatory letter/ Board resolution
- 📄 Organization bank statement
- 📄 Certificate of incorporation
- 📄 Organization Pan card
- 📄 Declaration letter
- 📄 Security letter
- 📄 Security letter

Please speak line below while recording video  
You can select your own language

English
Hindi

I, Sxxxx Sxxxx with video code 239 have applied for digital signature with capricorn CA.

**Instructions for Video Recording:**

1. Hold original documents on the edges and show them for at least 4-5 seconds.
2. Ensure your face is fully visible, taking up 50% of the video frame with a clear background.
3. Avoid dark shadows; ensure bright lighting on your face.
4. Do not wear accessories like caps, headgear, eyeglasses, headphones, or sunglasses.
5. Prefer a plain background and maintain a natural expression.
6. Hold documents on the edges without covering any content or place them on a flat surface for recording.
7. Videos with unclear video or audio will be rejected.

Start Video Recording

After recording your video, you have to preview it by clicking on the **'Play'** button and clicking on **'Submit'** to complete the video recording confirmation.

### Record Video for DSC Order Id OR264218730

Please show your original documents while recording video.

- 📄 Applicant Pan card/ Aadhar card
- 📄 Authorized signatory letter/ Board resolution
- 📄 Organization bank statement
- 📄 Certificate of incorporation
- 📄 Organization Pan card
- 📄 Declaration letter
- 📄 Security letter
- 📄 Security letter

Please speak line below while recording video  
You can select your own language

English
Hindi

I, Sxxxx Sxxxx with video code 321 have applied for digital signature with capricorn CA.



Play Video
SUBMIT

Click the **‘Continue to enrollment process’** to continue your DSC application.

### Record Video for DSC Order Id OR264218730

Please show your original documents while recording video.

- Applicant Pan card/ Aadhar card
- Authorized signatory letter/ Board resolution
- Organization bank statement
- Certificate of incorporation
- Organization Pan card
- Declaration letter
- Security letter
- Security letter

Please speak line below while recording video  
You can select your own language

English Hindi

I, **Saurabh** with video code **321** have applied for digital signature with capricorn CA.

Video Uploaded Successfully.

**Continue to Enrollment process**

After recording your video, you can preview it by clicking on the **‘Play’** button. If you find any mistakes or if the video was recorded incorrectly, you have the option to record the video again.

Pending Actions → Record Video

Complete your video verification

As per CCA guideline video verification required for DSC purchase.  
You can select your own language to speak while recording video.


🕒 You have recorded your video on 24-Jun-2024 03:47 PM

Please show your original documents while recording video.

- Applicant Pan card/ Aadhar card
- Authorized signatory letter/ Board resolution
- Organization bank statement
- Certificate of incorporation
- Organization Pan card
- Declaration letter
- Security letter

You can Record your video using

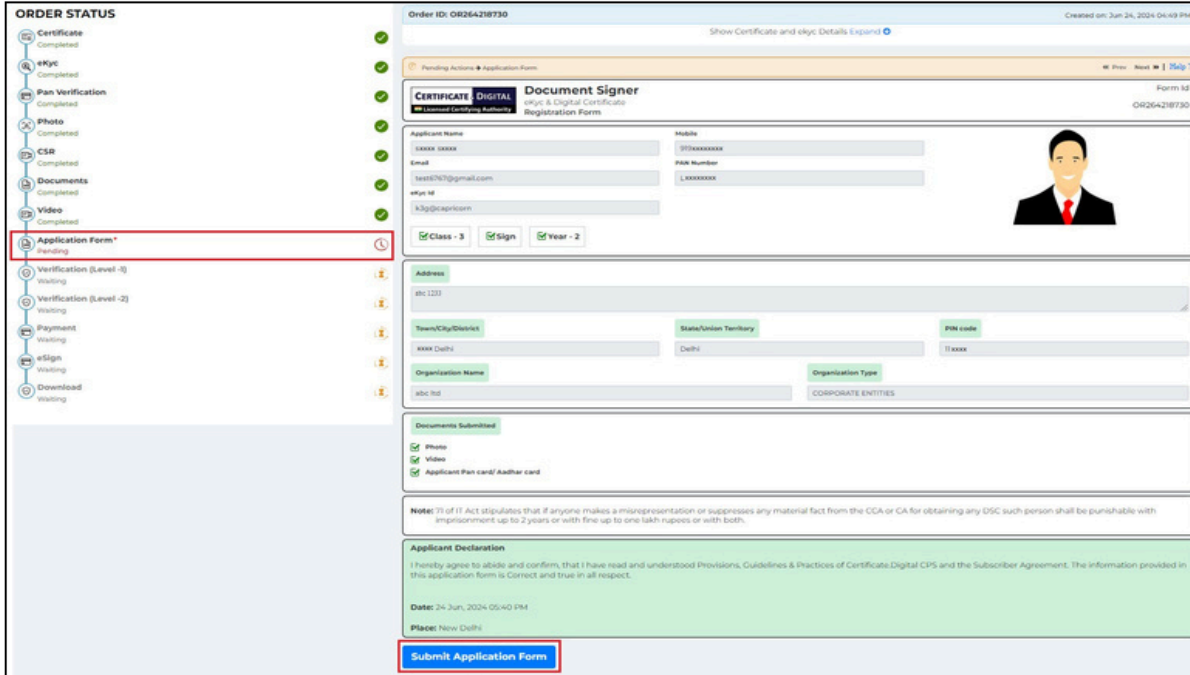
- Desktop / Mobile Web Browser
- Capricorn Customer App Android
- Capricorn Customer App IOS



Play

Record Video Again

After completing the video recording, you will need to submit the **'Application Form'**.



**ORDER STATUS**

- Certificate Completed
- eKyc Completed
- Pan Verification Completed
- Photo Completed
- CSR Completed
- Documents Completed
- Video Completed
- Application Form\*** Pending
- Verification (Level -1) Waiting
- Verification (Level -2) Waiting
- Payment Waiting
- eSign Waiting
- Download Waiting

Order ID: OR264218730 Created on: Jun 24, 2024 04:43 PM

Show Certificate and eKyc Details Expand

Pending Actions → Application Form

**CERTIFICATE Digital** eKyc & Digital Certificate Registration Form

Applicant Name: XXXX XXXX Mobile: 99XXXXXXX  
Email: test5767@gmail.com PAN Number: XXXXXXXX  
vKyc ID: k3g@capricorn

Class - 3 Sign Year - 2

Address: abc 1233  
Town/City/District: XXXX Delhi State/Union Territory: Delhi PIN code: XXXXXXXX  
Organization Name: abc 123 Organization Type: CORPORATE ENTITIES

Documents Submitted: Photo, Video, Applicant Pan card/Aadhar card

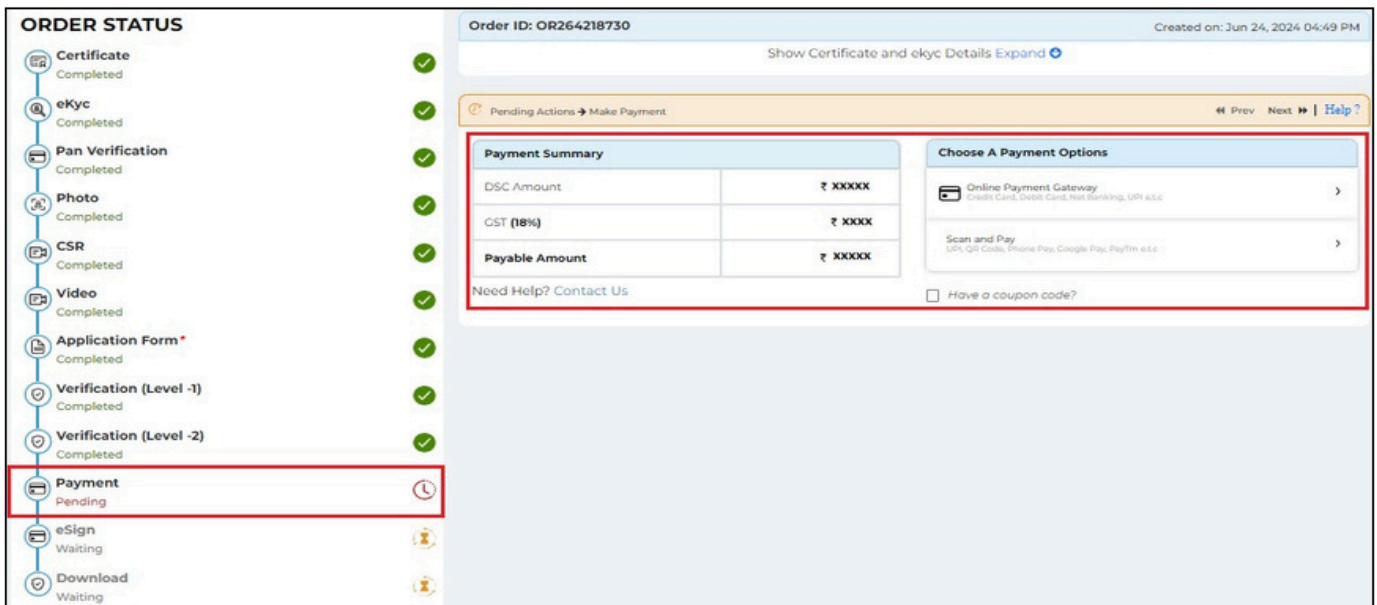
Note: IT Act stipulates that if anyone makes a misrepresentation or suppresses any material fact from the CCA or CA for obtaining any DSC such person shall be punishable with imprisonment up to 2 years or with fine up to one lakh rupees or with both.

Applicant Declaration: I hereby agree to abide and confirm, that I have read and understood Provisions, Guidelines & Practices of Certificate.Digital CPS and the Subscriber Agreement. The information provided in this application form is correct and true in all respect.

Date: 24 Jun, 2024 05:40 PM  
Place: New Delhi

**Submit Application Form**

Once the application form is submitted, your order will be sent for verification. The verification will be conducted by **Capricorn CA**. Please wait for this process to be completed. After your order has been verified, you will need to finalize the payment for your order. Make sure to complete this step to ensure the processing of your **Digital Signature Certificate**.



**ORDER STATUS**

- Certificate Completed
- eKyc Completed
- Pan Verification Completed
- Photo Completed
- CSR Completed
- Video Completed
- Application Form\* Completed
- Verification (Level -1) Completed
- Verification (Level -2) Completed
- Payment** Pending
- eSign Waiting
- Download Waiting

Order ID: OR264218730 Created on: Jun 24, 2024 04:49 PM

Show Certificate and eKyc Details Expand

Pending Actions → Make Payment

**Payment Summary**

DSC Amount	₹ XXXXX
CST (18%)	₹ XXXX
<b>Payable Amount</b>	<b>₹ XXXXX</b>

Need Help? Contact Us

☐ Have a coupon code?

**Choose A Payment Options**

- Online Payment Gateway: Credit Card, Debit Card, Net Banking, UPI e.t.c.
- Scan and Pay: UPI, QR Code, Phone Pay, Google Pay, PayTm e.t.c.

### ORDER STATUS

- Certificate**  
Completed
- eKyc**  
Completed
- Pan Verification**  
Completed
- Photo**  
Completed
- CSR**  
Completed
- Video**  
Completed
- Application Form \***  
Completed
- Verification (Level -1)**  
Completed
- Verification (Level -2)**  
Completed
- Payment**  
Completed
- eSign**  
Pending
- Download**  
Waiting

**Order ID: OR264218730** Created on: Jun 24, 2024 04:49 PM

Show Certificate and ekyc Details [Expand](#)

Pending Actions → eSign « Prev Next » | [Help ?](#)

*Subscriber Agreement and DSC Form eSign*

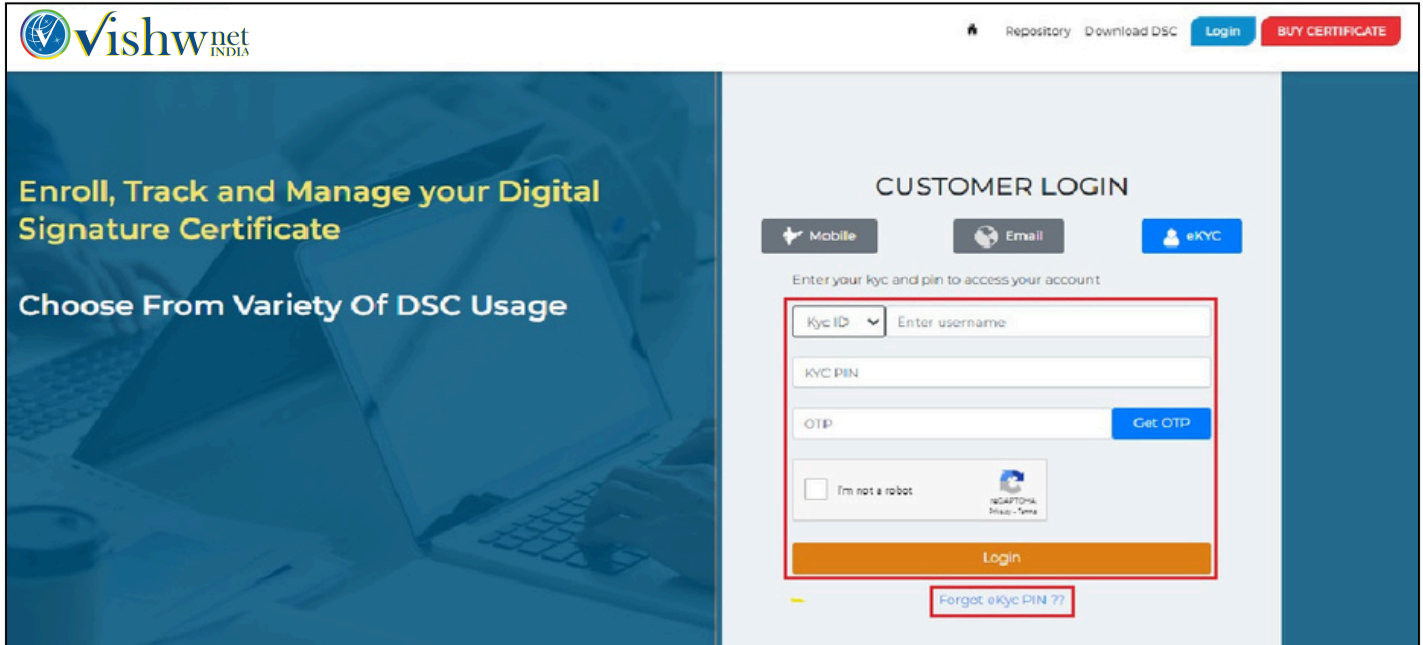
As per CCA guidelines, applicants must read and e-sign the Subscriber Agreement and DSC Application Form to enable DSC download. Follow these simple steps to activate your digital signature certificate. You will redirected to eSign.Digital to Sign the document.

KVCID : k3g@capricorn

Please Login with Kyc to activate order and download DSC [Click here to login](#)

[Forgot PIN ??](#) [eKyc Dashboard](#)

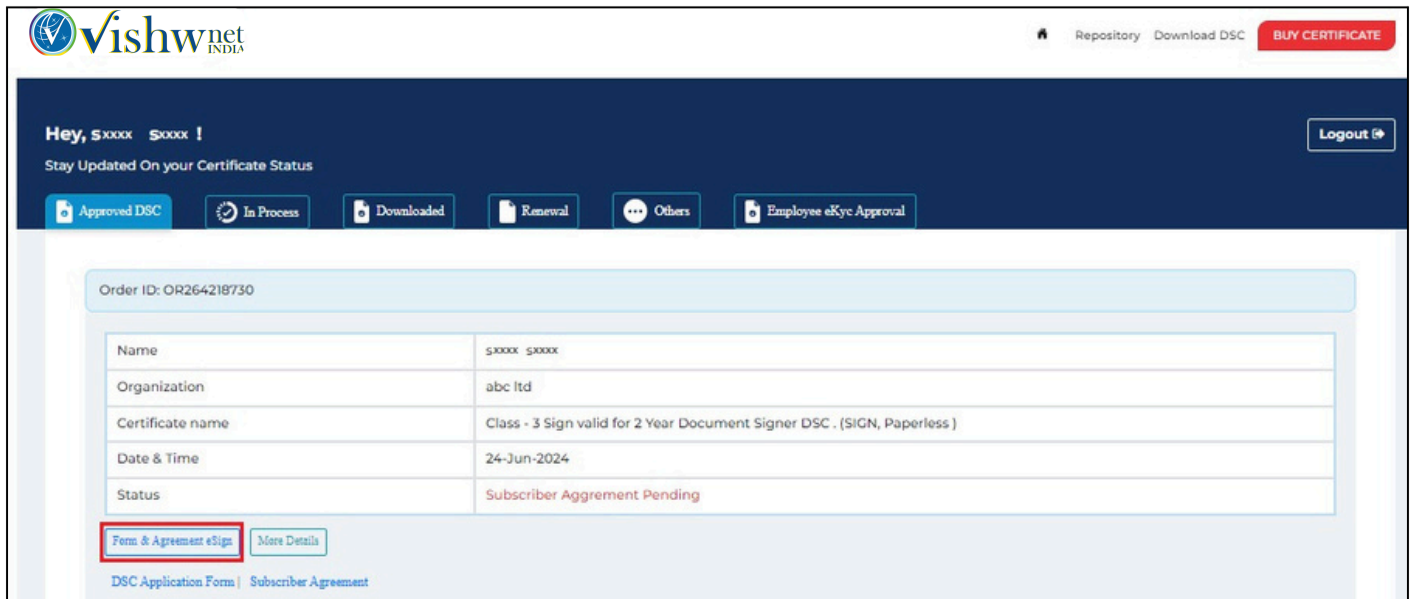
You will need to log in using your eKYC credentials.



The screenshot shows the Vishwnet India Customer Login page. On the left, a blue banner reads: "Enroll, Track and Manage your Digital Signature Certificate" and "Choose From Variety Of DSC Usage". On the right, the "CUSTOMER LOGIN" section has tabs for "Mobile", "Email", and "eKYC". Below the tabs, it says "Enter your kyc and pin to access your account". The login form includes fields for "Kyc ID" (with a dropdown), "Enter username", "KVC PIN", and "OTP". There is a "Get OTP" button next to the OTP field. Below the fields is a checkbox for "I'm not a robot" and a "CAPTCHA" image. A large orange "Login" button is at the bottom of the form. A link "Forgot eKyc PIN ??" is located below the login button. The top navigation bar includes "Repository", "Download DSC", "Login", and a red "BUY CERTIFICATE" button.

Upon logging in, your eKYC Dashboard will open. Here, you will see your order listed.

Click on the **'Form & Agreement eSign'** option to eSign your Subscriber Agreement.




The screenshot shows the Vishwnet India eKYC Dashboard. At the top, it says "Hey, sxxxx sxxxx !" and "Stay Updated On your Certificate Status". There are buttons for "Approved DSC", "In Process", "Downloaded", "Renewal", "Others", and "Employee eKyc Approval". A "Logout" button is in the top right. Below the navigation bar, the "Order ID: OR264218730" is displayed. A table shows the order details:

Name	sxxxx sxxxx
Organization	abc ltd
Certificate name	Class - 3 Sign valid for 2 Year Document Signer DSC . (SIGN, Paperless )
Date & Time	24-Jun-2024
Status	Subscriber Aggrement Pending

Below the table, there are two buttons: "Form & Agreement eSign" (highlighted with a red box) and "More Details". At the bottom, there are links for "DSC Application Form" and "Subscriber Agreement". The top navigation bar includes "Repository", "Download DSC", and a red "BUY CERTIFICATE" button.



Your Subscriber Agreement will now be signed electronically. This completes the eSign process for your order.

 Repository Download

Well Done!  
eSign done successfully

OKCancel

Hey, \$XXXX \$XXXX !  
Stay Updated On your Certificate Status

Approved DSC

In Process

Downloaded

Renewal

Others

Employee eKyc Approval

Order ID: OR264218730

Name	\$XXXX \$XXXX
Organization	abc ltd
Certificate name	Class - 3 Sign valid for 2 Year Document Signer DSC . (SIGN, Paperless )
Date & Time	24-Jun-2024
Status	Download Pending

Download DSC

Form & Agreement

More Details