

INDIVIDUAL


PAN BASED DSC PROCEDURE

INDIVIDUAL - PAN BASED DSC PROCEDURE

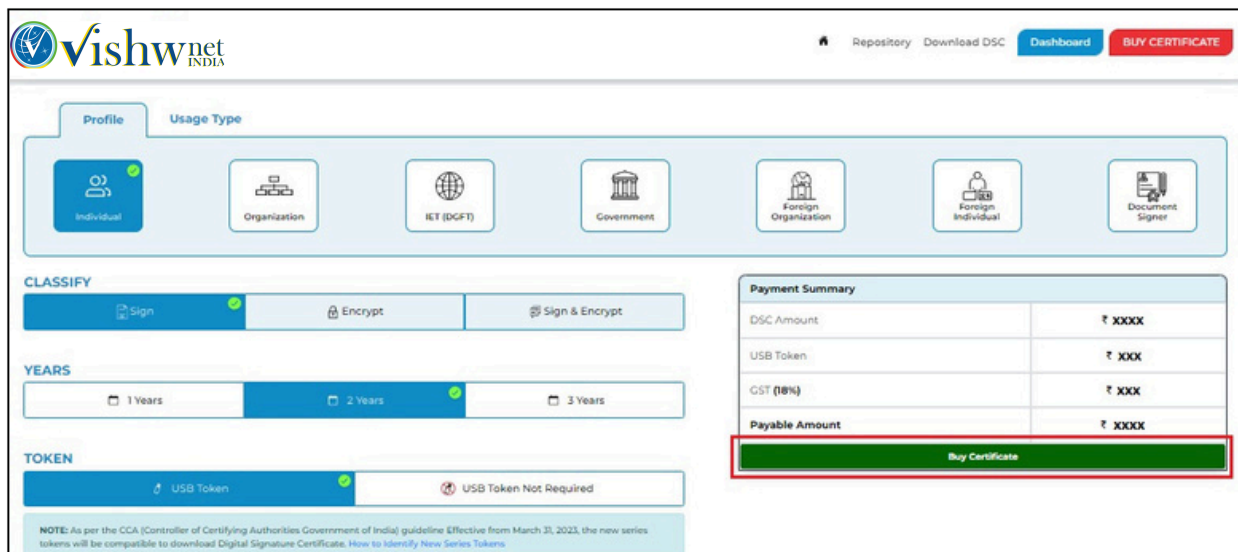
MINIMUM REQUIREMENTS TO PROCESS PAN Based DSC:

1. A scanned copy of the PAN card is required
2. A scanned copy of Address Proof is required.
3. Passport-size Photo of the applicant in JPG / PNG format.
4. The applicant must show the original PAN card and address proof in video verification.
5. The mobile number must be registered in the name of the KYC applicant and verified by CA through the services provided by Telecom companies.

Navigate to the [Capricorn website](#) and select the '**Buy Certificate**' option to begin the DSC purchase process.



Choose the type of DSC you want from the product selection options. After selecting the **Individual DSC** type, click the '**Buy Certificate**' tab. If you want TOKEN with your DSC, you need to choose **TOKEN**, else, you can select **USB TOKEN NOT REQUIRED**.



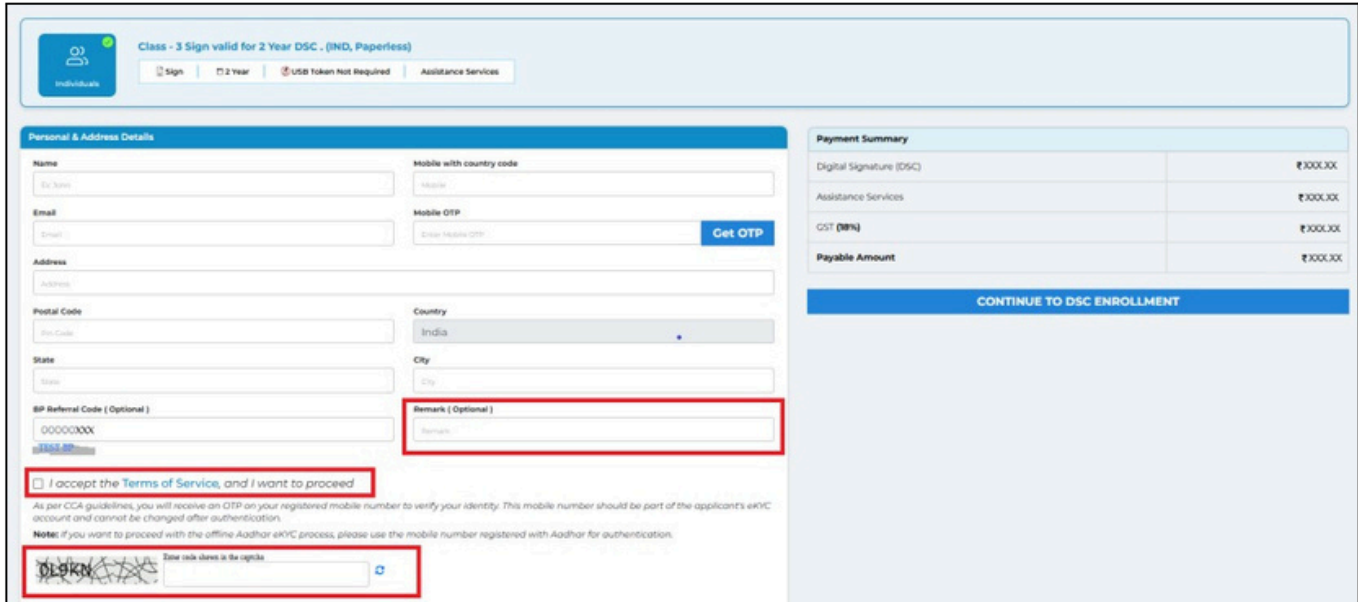
Payment Summary	
DSC Amount	₹ XXXX
USB Token	₹ XXX
GST (18%)	₹ XXX
Payable Amount	₹ XXXX

Buy Certificate

NOTE: As per the CCA (Controller of Certifying Authorities Government of India) guideline Effective from March 31, 2023, the new series tokens will be compatible to download Digital Signature Certificate. [How to Identify New Series Tokens](#)

Fill in your Name, Email, Mobile Number, and Address. Click '**Get OTP**'. Enter the **OTP** received on your mobile. If you have a **BP Referral Code**, enter it; if not, proceed without it. You can enter any reference in the **remark** field related to the order (**It is optional**).

Select the '**Terms of Services**' and '**I'm not a robot**' checkboxes. Click '**Continue to DSC Enrollment**' to proceed.



Class - 3 Sign valid for 2 Year DSC - (IND, Paperless)

Sign | 2 year | USB Token Not Required | Assistance Services

Personal & Address Details

Name: Mobile with country code:

Email: Mobile OTP: **Get OTP**

Address:

Postal Code: Country:

State: City:

BP Referral Code (Optional): Remark (Optional):

☐ I accept the Terms of Service, and I want to proceed

As per CCA guidelines, you will receive an OTP on your registered mobile number to verify your identity. This mobile number should be part of the applicant's eKYC account and cannot be changed after authentication.

Note: If you want to proceed with the offline Aadhaar eKYC process, please use the mobile number registered with Aadhaar for authentication.

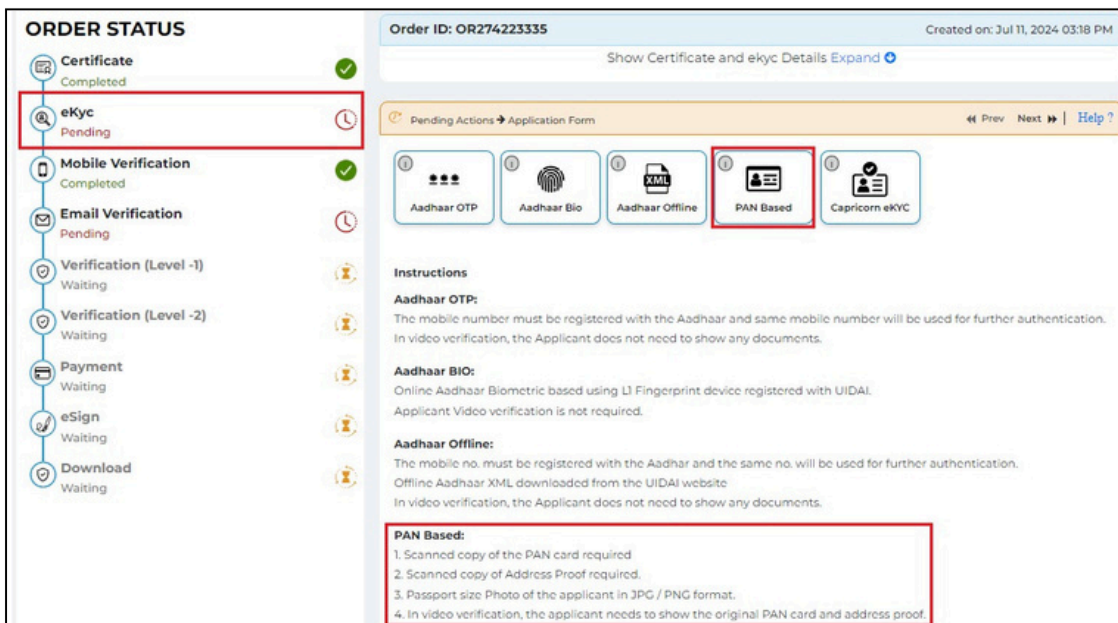
☐ I am not a robot

Payment Summary

Digital Signature (DSC)	₹XXX.XX
Assistance Services	₹XXX.XX
GST (18%)	₹XXX.XX
Payable Amount	₹XXX.XX

CONTINUE TO DSC ENROLLMENT

Click on the '**PAN Based**' option to proceed with your DSC application.



ORDER STATUS

Order ID: OR274223335 Created on: Jul 11, 2024 03:18 PM

Show Certificate and ekyc Details Expand

Order Progress:

- Certificate Completed
- eKyc Pending**
- Mobile Verification Completed
- Email Verification Pending
- Verification (Level -1) Waiting
- Verification (Level -2) Waiting
- Payment Waiting
- eSign Waiting
- Download Waiting

Pending Actions → Application Form

Options:

- Aadhaar OTP
- Aadhaar Bio
- Aadhaar Offline
- PAN Based**
- Capricorn eKYC

Instructions

Aadhaar OTP:
The mobile number must be registered with the Aadhaar and same mobile number will be used for further authentication. In video verification, the Applicant does not need to show any documents.

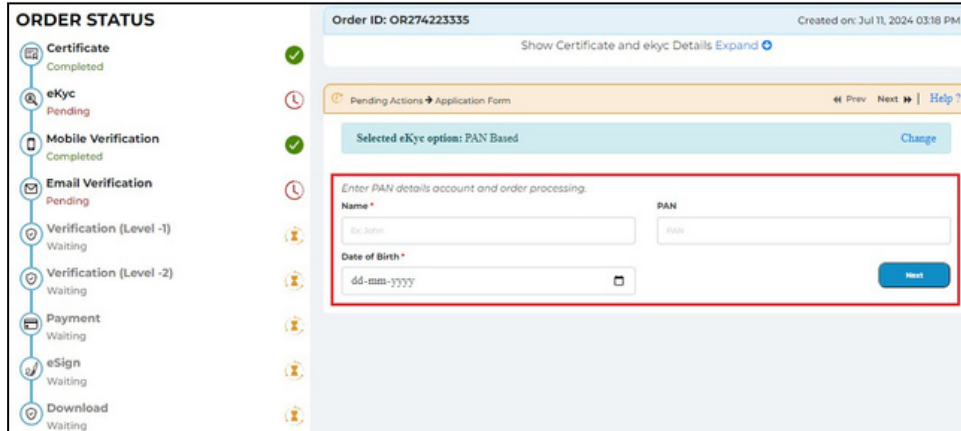
Aadhaar Bio:
Online Aadhaar Biometric based using LI Fingerprint device registered with UIDAI. Applicant Video verification is not required.

Aadhaar Offline:
The mobile no. must be registered with the Aadhaar and the same no. will be used for further authentication. Offline Aadhaar XML downloaded from the UIDAI website. In video verification, the Applicant does not need to show any documents.

PAN Based:

- Scanned copy of the PAN card required
- Scanned copy of Address Proof required.
- Passport size Photo of the applicant in JPG / PNG format.
- In video verification, the applicant needs to show the original PAN card and address proof.

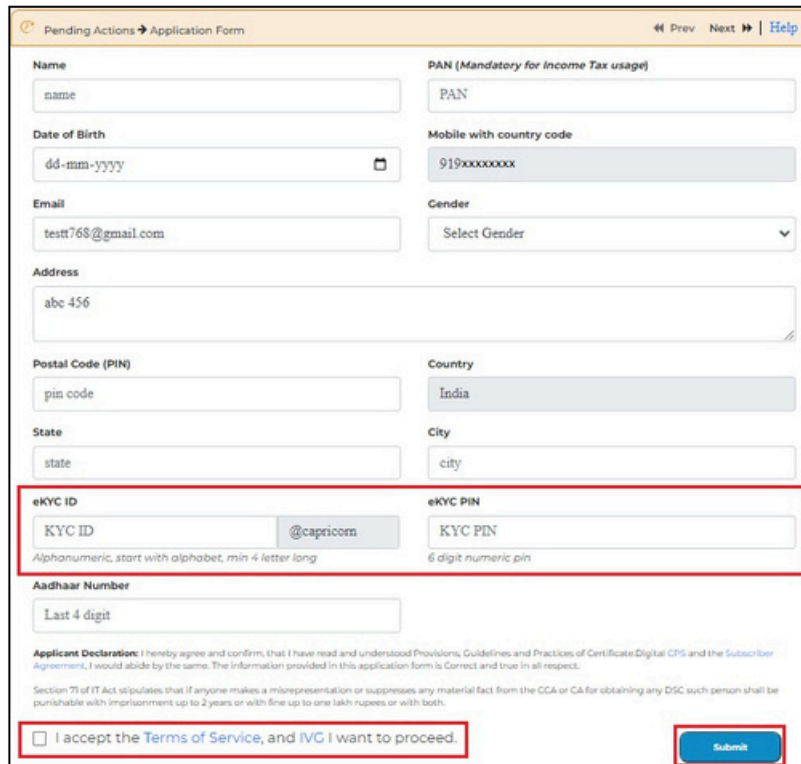
Enter your name, date of birth, and PAN number as per your PAN card, and click '**Next**' to continue.



Please fill in the required details with your eKYC ID & eKYC PIN:

- eKYC ID should be set according to the customer name with some more numbers or letters to make it distinct.
- eKYC PIN is a six-digit PIN that you can set according to your preferences.

Select the checkbox to accept the '**Terms of Service**' and IVG. Click '**Submit**' to move forward.



Verify your **'Email'** by following the prompts to complete the email verification process.

ORDER STATUS

- Certificate Completed
- eKyc Completed
- Pan Verification Completed
- Photo Pending
- Mobile Verification Pending
- Email Verification Pending**
- Documents Pending
- Video Pending
- Application Form* Pending
- Verification (Level -1) Waiting
- Verification (Level -2) Waiting
- Payment Waiting
- eSign Waiting
- Download Waiting

Order ID: OR274223335 Created on: Jul 11, 2024 03:18 PM

Show Certificate and ekyc Details Expand

Pending Actions → Verify Email Prev Next Help

Verify Email

Email Change OTP

Verify Get OTP

NOTE: - According to **CCA IVG GUIDELINES**, the mobile number must be registered in the name

of the eKYC applicant and verified by CA through the services provided by Telecom companies. If the eKYC applicant's name does not match the registered mobile number's name, the applicant cannot proceed with the **PAN-based DSC** and must use different modes. You need to do **'Telecom Service Provider'** verification in Pan-based DSC processing.

ORDER STATUS

- Certificate Completed
- eKyc Completed
- Pan Verification Completed
- Photo Pending
- Mobile Verification Pending**
- Email Verification Completed
- Documents Pending
- Video Pending
- Application Form* Pending
- Verification (Level -1) Waiting
- Verification (Level -2) Waiting
- Payment Waiting
- eSign Waiting
- Download Waiting

Order ID: OR274223335 Created on: Jul 11, 2024 03:18 PM

Show Certificate and ekyc Details Expand

Pending Actions → Mobile Verification Prev Next Help

Verify Identity Telecom Service Provider

Mobile Number OTP

Verify Get OTP

According to CCA IVG GUIDELINES, the mobile number must be registered in the name of the eKYC applicant and verified by CA through the services provided by Telecom companies.

If the eKYC applicant's name does not match the registered mobile number's name, the applicant cannot proceed with the PAN-based DSC and must use different modes.

After the **'Telecom Service Provider'** Verification, it will be displayed on your screen.

Order ID: OR274223335		Created on: Jul 11, 2024 03:18 PM
Applicant Details		
Certificate	Class - 3 Sign valid for 2 Year DSC . (IND, Paperless)	
Applicant Name	XXXX XXXXX	
Email	XXX@gmail.com ✓	
Mobile	XXXXXXXXXX ✓ Name in Telecom - XXXX XXXXX	
PAN	XXXXXXXX ✓	

Upload a passport-sized photograph of the applicant.


ORDER STATUS		Order ID: OR274223335	Created on: Jul 11, 2024 03:18 PM
<ul style="list-style-type: none"> Certificate Completed ✓ eKyc Completed ✓ Pan Verification Completed ✓ Photo Pending ⌚ Mobile Verification Completed ✓ Email Verification Completed ✓ Documents Pending ⌚ Video Pending ⌚ Application Form * Pending ⌚ Verification (Level -1) Waiting ⌚ Verification (Level -2) Waiting ⌚ Payment Waiting ⌚ eSign Waiting ⌚ Download Waiting ⌚ 	<div> Show Certificate and ekyc Details Expand </div> <div> Pending Actions → Upload Photo <div> Upload Your Photo Now Upload applicant photo </div> <div> Passport size Photo of the applicant in JPG / PNG/ JPEG Format upto 30KB allowed (200px X 150px). Photo resize tool Click Here </div> </div>		

Upload the required documents.

ORDER STATUS

- Certificate Completed ✓
- eKyc Completed ✓
- Pan Verification Completed ✓
- Photo Completed ✓
- Mobile Verification Completed ✓
- Email Verification Completed ✓
- Documents Pending** ⌚
- Video Pending ⌚
- Application Form * Pending ⌚
- Verification (Level -1) Waiting ⌚
- Verification (Level -2) Waiting ⌚
- Payment Waiting ⌚
- eSign Waiting ⌚
- Download Waiting ⌚

Order ID: OR274223335 Created on: Jul 11, 2024 03:18 PM
[Show Certificate and ekyc Details Expand](#)
Pending Actions → Upload Document ⏪ Prev Next ⏩ | [Help ?](#)

**PAN card ***
(As a Identity proof) Scan Copy)
[Upload](#)

Address proof (Any one: Aadhaar / Voter ID Card / Passport / Driving License (DL) / Telephone Bill/ Electricity Bill/ Water Bill / Gas Connection) *
(Scan Copy)
[Upload](#)

Other Documents
[Upload](#)


Important Note
1. It is mandatory to display original documents during video recording
2. If the document has personal information on both sides, please scan both sides and upload it as single PDF.

Click on **'Start Video Recording'** to initiate video verification.

ORDER STATUS

- Certificate Completed ✓
- eKyc Completed ✓
- Pan Verification Completed ✓
- Photo Completed ✓
- Mobile Verification Completed ✓
- Email Verification Completed ✓
- Documents Completed ✓
- Video Pending** ⌚
- Application Form * Pending ⌚
- Verification (Level -1) Waiting ⌚
- Verification (Level -2) Waiting ⌚
- Payment Waiting ⌚
- eSign Waiting ⌚
- Download Waiting ⌚

Order ID: OR274223335 Created on: Jul 11, 2024 03:18 PM
[Show Certificate and ekyc Details Expand](#)
Pending Actions → Record Video ⏪ Prev Next ⏩ | [Help ?](#)

**Complete your video verification**
As per CCA guideline video verification required for DSC purchase.
You can select your own language to speak while recording video.

Please show your original documents while recording video.

- PAN card
- Address proof (Any one: Aadhaar / Voter ID Card / Passport / Driving License (DL) / Telephone Bill/ Electricity Bill/ Water Bill / Gas Connection)

You can Record your video using

- Desktop / Mobile Web Browser
- Capricorn Customer App Android
- Capricorn Customer App IOS

Start Video Recording

The documents that you need to present during the video recording are listed on the video recording screen. Please ensure you have these documents ready before starting the recording.

While recording your video, clearly state your name and the video code displayed on the screen. This helps verify your identity and link the video to your application.

Record Video for DSC Order Id OR274223335

Please show your original documents while recording video.

☞ PAN card
☞ Address proof (Any one: Aadhaar / Voter ID Card / Passport / Driving License (DL) / Telephone Bill/ Electricity Bill / Water Bill / Gas Connection)

Please speak line below while recording video
You can select your own language

English Hindi

I, xxxxx xxxxx with video code 510 have applied for digital signature with capricorn CA.

Instructions for Video Recording:

1. Hold original documents on the edges and show them for at least 4-5 seconds.
2. Ensure your face is fully visible, taking up 50% of the video frame with a clear background.
3. Avoid dark shadows; ensure bright lighting on your face.
4. Do not wear accessories like caps, headgear, eyeglasses, headphones, or sunglasses.
5. Prefer a plain background and maintain a natural expression.
6. Hold documents on the edges without covering any content or place them on a flat surface for recording.
7. Videos with unclear video or audio will be rejected.

Start Video Recording

After recording your video, you have to preview it by clicking on the **'Play'** button and then clicking on **'Submit'** to complete the video recording confirmation.

Record Video for DSC Order Id OR274223335

Please show your original documents while recording video.

☞ PAN card
☞ Address proof (Any one: Aadhaar / Voter ID Card / Passport / Driving License (DL) / Telephone Bill/ Electricity Bill / Water Bill / Gas Connection)

Please speak line below while recording video
You can select your own language

English Hindi

I, xxxxx xxxxx with video code 510 have applied for digital signature with capricorn CA.

Play Video SUBMIT

Click on **'Continue to Enrollment process'** to continue your DSC application.

Record Video for DSC Order Id OR274223335

Please show your original documents while recording video.

📄 PAN card

📄 Address proof (Any one: Aadhaar / Voter ID Card / Passport / Driving License (DL) / Telephone Bill/ Electricity Bill / Water Bill / Gas Connection)

Please speak line below while recording video
You can select your own language

English Hindi

I, xxxxx xxxxx with video code S10 have applied for digital signature with capricorn CA.

Video Uploaded Successfully.


Continue to Enrollment process



After recording your video, you can preview it by clicking the **'Play'** button. If you find any mistakes or if the video was recorded incorrectly, you have the option to record the video again.

Pending Actions → Record Video

⏮ Prev Next ⏭ | [Help ?](#)

 **Complete your video verification**
As per CCA guideline video verification required for DSC purchase.
You can select your own language to speak while recording video

✅ You have recorded your video on 11-Jul-2024
04:43 PM

Please show your original documents while recording video.

📄 PAN card


📄 Address proof (Any one: Aadhaar / Voter ID Card / Passport / Driving License (DL) / Telephone Bill/ Electricity Bill / Water Bill / Gas Connection)

You can Record your video using

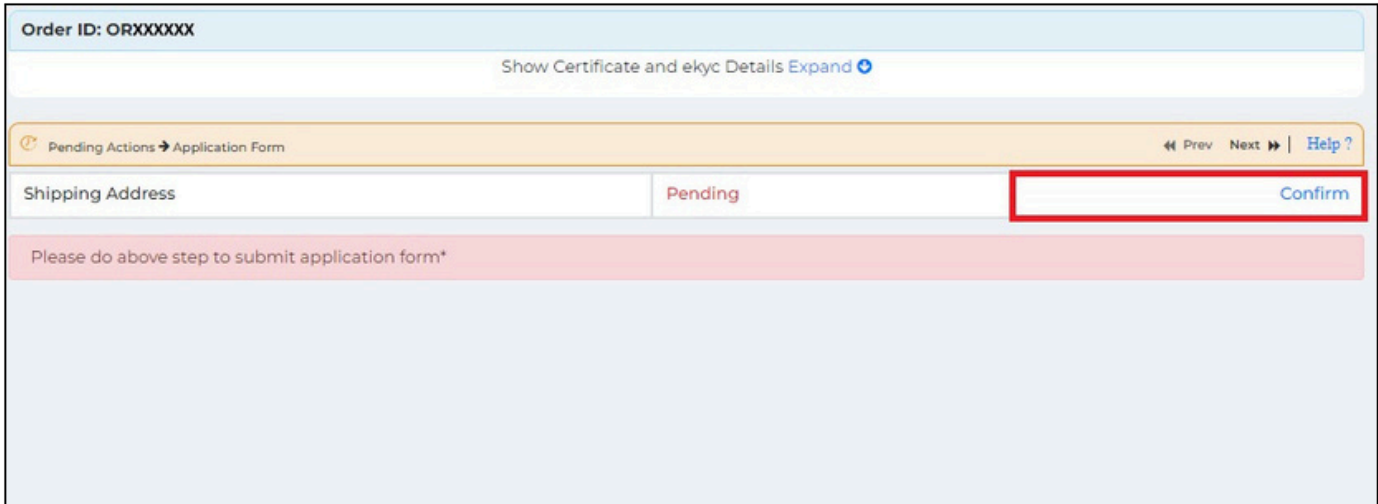
📄 Desktop / Mobile Web Browser

📄 Capricorn Customer App Android

📄 Capricorn Customer App IOS


Play
Record Video Again

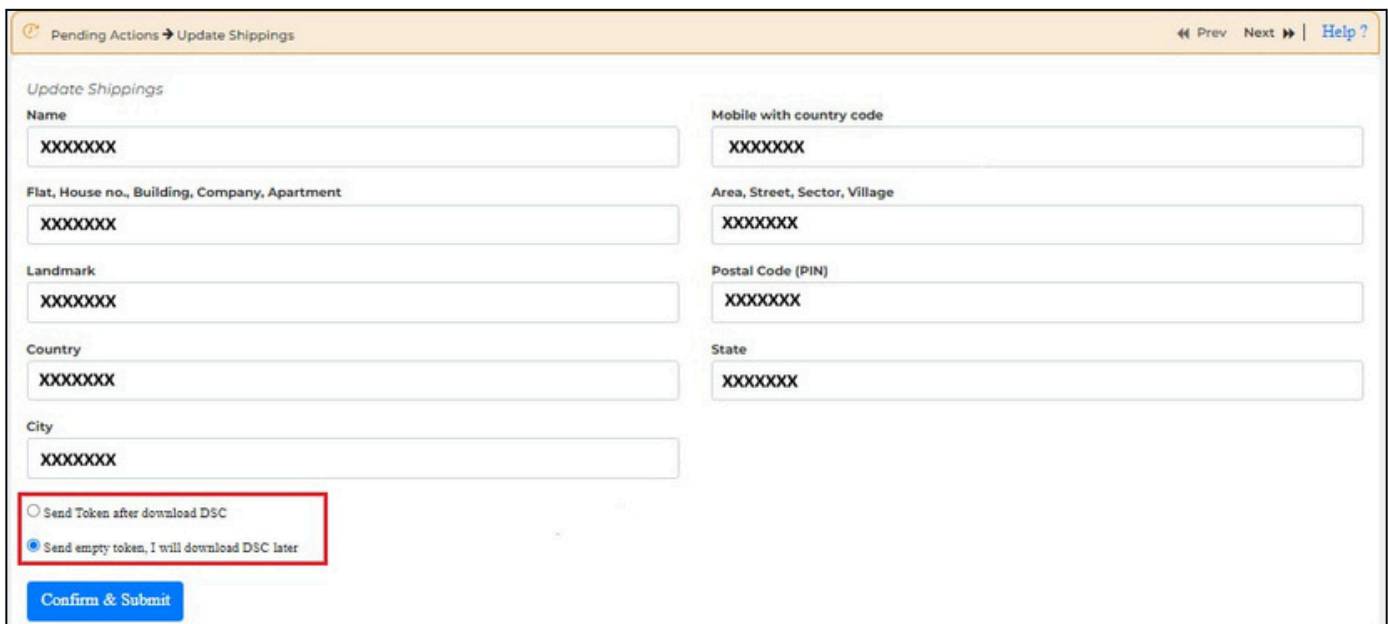
After completing the above verification, if you had opted for **TOKEN REQUIRED** at the time of product selection, then you have to confirm your delivery address for token delivery.



Along with the delivery address, you can choose options:

1. **Send Token after downloading DSC.**
2. **Send Empty Token, I will download DSC later.**

Then, click the **‘Confirm and submit’** button.



After completing the above verification, you will need to submit the **'Application Form'**.

ORDER STATUS

- Certificate**
Completed
- eKyc**
Completed
- Pan Verification**
Completed
- Photo**
Completed
- Documents**
Completed
- Video**
Completed
- Application Form***
Pending
- Verification (Level -1)**
Waiting
- Verification (Level -2)**
Waiting
- eSign**
Waiting
- Download**
Waiting

Order ID: OR264248140

Show Certificate and ekyc Details [Expand](#)

[Pending Actions](#) Application Form

CERTIFICATE DIGITAL
eKyc & Digital Certificate
Registration Form


Applicant Name
S K S Rani

Email
anone123@gmail.com

ekyc Id
mkja12@capricorn

Mobile
919XXXXXX01

PAN Number
LJXXXXXXX7



☒ Class - ☒ Sign ☐ Year - 2

Address
abc 456

Town/City/District	State/Union Territory	PIN code
New Delhi	Delhi	110092

Documents Submitted

- ☒ Photo
- ☒ Video
- ☒ PAN card
- ☒ Address proof (Any one Aadhaar / Voter ID Card / Passport / Driving License (DL) / Telephone Bill/ Electricity Bill / Water Bill / Gas Connection)

Note: 71 of IT Act stipulates that if anyone makes a misrepresentation or suppresses any material fact from the CCA or CA for obtaining any DSC such person shall be punishable with imprisonment up to 2 years or with fine up to one lakh rupees or with both.

Applicant Declaration

I hereby agree to abide and confirm, that I have read and understood Provisions, Guidelines & Practices of Certificate.Digital CPS and the Subscriber Agreement. The information provided in this application form is Correct and true in all respect.

Date: 20 Jun, 2024


Place: New Delhi

[Submit Application Form](#)

After you submit the application form, your order will be sent to **Capricorn CA** for verification. Once verified, you'll need to finalize the payment. Be sure to complete this step to process your **Digital Signature Certificate**.

Once the payment is completed, a prompt will appear. Click on **'CONTINUE TO DSC ENROLLMENT'** to proceed to the next steps.

Payment Successful!



Transaction Details

Order ID	OR274223335
Transaction ID	395e0c1f478c730f0dccb37d
Payment Status	success
Amount	₹ XXXX /-
Name	XXXXX XXXX
Mobile	XXXXXXXXXX
Email	nnn@gmail.com

CONTINUE TO DSC ENROLLMENT

Note: Invoice will be generated and send to registered email & mobile

After the payment, you need to eSign your **'Subscriber Agreement'**.

As shown in the screenshot below, click on the **'Click here to login'** link to continue.

ORDER STATUS

- Certificate Completed ✓
- eKyc Completed ✓
- Pan Verification Completed ✓
- Photo Completed ✓
- Video Completed ✓
- Application Form * Completed ✓
- Verification (Level -1) Completed ✓
- Verification (Level -2) Completed ✓
- Payment Completed ✓
- eSign Pending** ⌚
- Download Waiting ⌚

Order ID: OR274223335 Created on: Jul 11, 2024 03:18 PM

Show Certificate and ekyc Details [Expand](#)

Pending Actions → eSign [Prev](#) [Next](#) | [Help ?](#)

Subscriber Agreement and DSC Form eSign


As per CCA guidelines, applicants must read and e-sign the Subscriber Agreement and DSC Application Form to enable DSC download. Follow these simple steps to activate your digital signature certificate. You will redirected to eSign, Digital to Sign the document.

KYCID : tjh98@capricorn

Please Login with Kyc to activate order and download DSC [Click here to login](#)

[Forgot PIN ??](#) [eKyc Dashboard](#)

Now, you will need to log in using your **eKYC credentials**.

Repository Download DSC Login BUY CERTIFICATE

Enroll, Track and Manage your Digital Signature Certificate

Choose From Variety Of DSC Usage

CUSTOMER LOGIN

Mobile Email **eKYC**

Enter your kyc and pin to access your account

Kyc ID


Enter username

KYC PIN

OTP

Get OTP


☐ I'm not a robot


reCAPTCHA
Privacy · Terms

Login

Forgot eKyc PIN ??

Upon logging in, your eKYC Dashboard will open. Here, you will see your order listed. Click on the **'Form & Agreement eSign'** option to eSign your Subscriber Agreement.

Repository Download DSC BUY CERTIFICATE

Hey, xxxxxx xxxx !

Logout

Stay Updated On your Certificate Status

Approved DSC In Process Downloaded Renewal Others

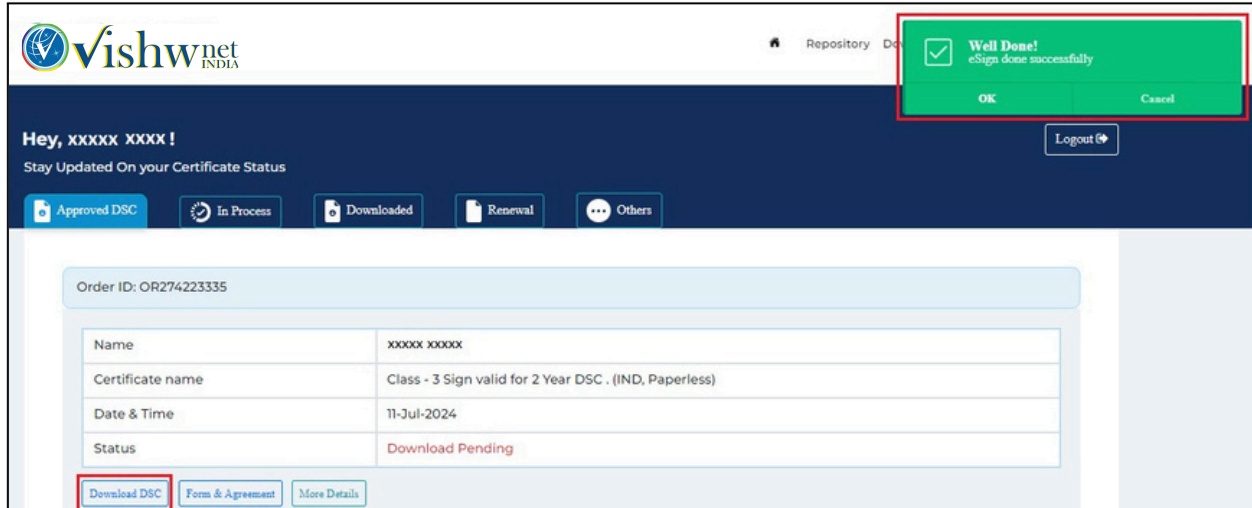
Order ID: OR274223335

Name	xxxxxx xxxxxx
Certificate name	Class - 3 Sign valid for 2 Year DSC . (IND, Paperless)
Date & Time	11-Jul-2024
Status	Subscriber Aggrement Pending

Form & Agreement eSign More Details

DSC Application Form | Subscriber Agreement

Your Subscriber Agreement will now be signed electronically. This completes the eSign process for your order.

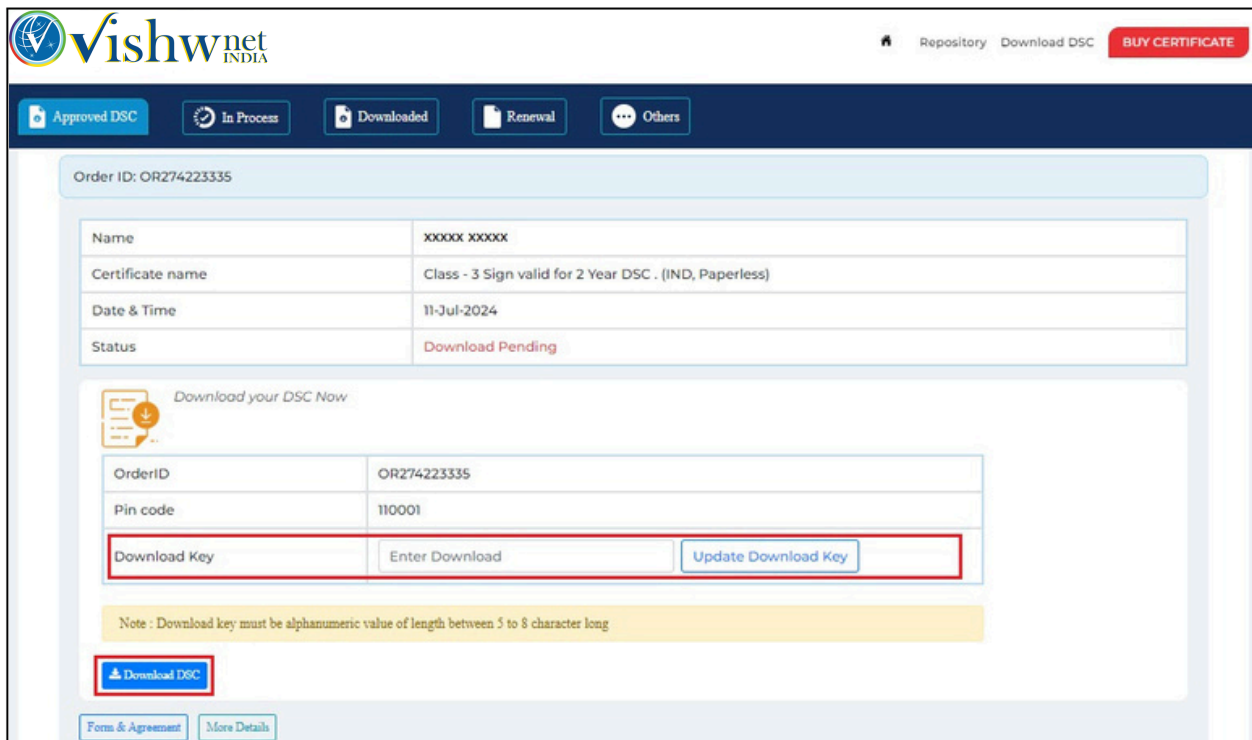


The screenshot shows the Vishwnet India portal with a green confirmation box at the top right stating "Well Done! eSign done successfully" with "OK" and "Cancel" buttons. Below the header, there's a navigation bar with tabs: "Approved DSC", "In Process", "Downloaded", "Renewal", and "Others". The main content area displays the Order ID: OR274223335. A table shows the following details:

Name	XXXXX XXXXX
Certificate name	Class - 3 Sign valid for 2 Year DSC . (IND, Paperless)
Date & Time	11-Jul-2024
Status	Download Pending

At the bottom of the table, there are three buttons: "Download DSC" (highlighted with a red box), "Form & Agreement", and "More Details".

After signing the Subscriber Agreement, your order will be ready for download. You have to set your Download key before downloading. You will be able to view your **'ORDER ID, PIN CODE, and DOWNLOAD KEY'** on the screen.



The screenshot shows the Vishwnet India portal with a red "BUY CERTIFICATE" button in the top right. The navigation bar is the same as the previous screenshot. The main content area displays the Order ID: OR274223335. A table shows the following details:

Name	XXXXX XXXXX
Certificate name	Class - 3 Sign valid for 2 Year DSC . (IND, Paperless)
Date & Time	11-Jul-2024
Status	Download Pending

Below the table, there's a section titled "Download your DSC Now" with a download icon. It contains a form with the following fields:

OrderID	OR274223335
Pin code	110001
Download Key	Enter Download

The "Download Key" field is highlighted with a red box. To its right is an "Update Download Key" button. Below the form, there's a note: "Note : Download key must be alphanumeric value of length between 5 to 8 character long". At the bottom, there are three buttons: "Download DSC" (highlighted with a red box), "Form & Agreement", and "More Details".

To learn how to download your **Digital Signature Certificate (DSC)**, click on the provided link: **'Click here to learn how to download your DSC'**.