


GOV – ORGANIZATION BASED DSC PROCEDURE

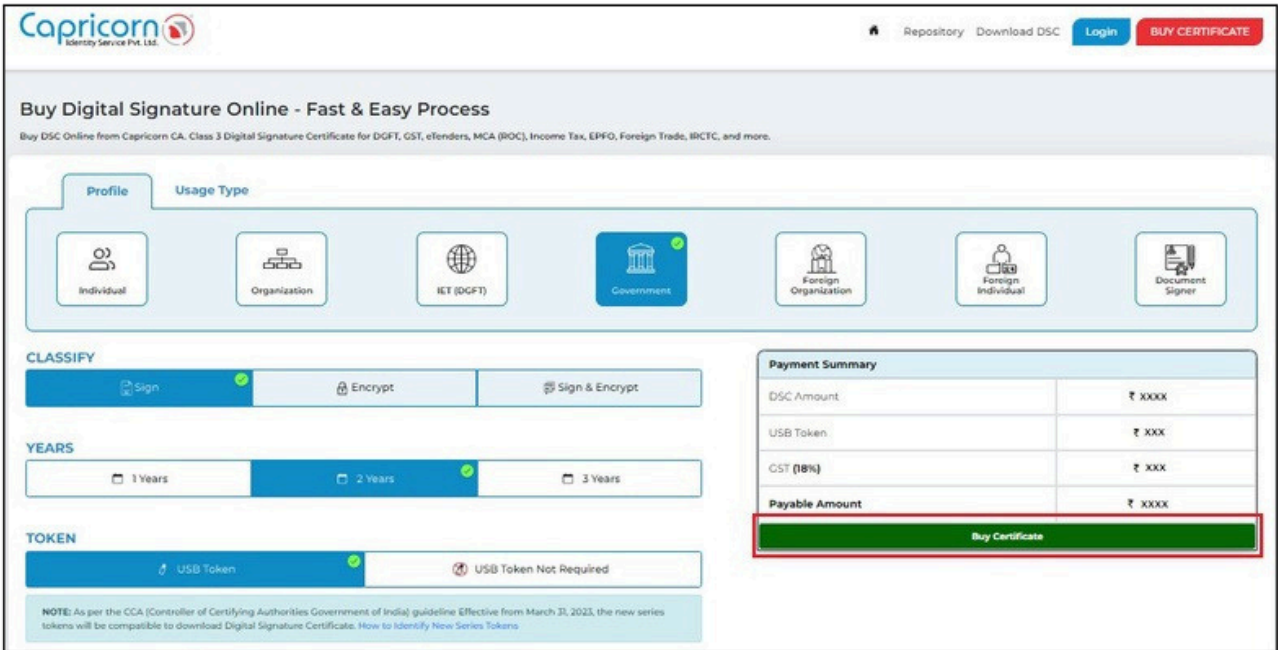
11-APR-2025
VERSION 1.1.1

GOV - ORGANIZATION BASED DSC PROCEDURE

Navigate to the [Capricorn website](#) and select the 'Buy Certificate' option to begin the DSC purchase process.

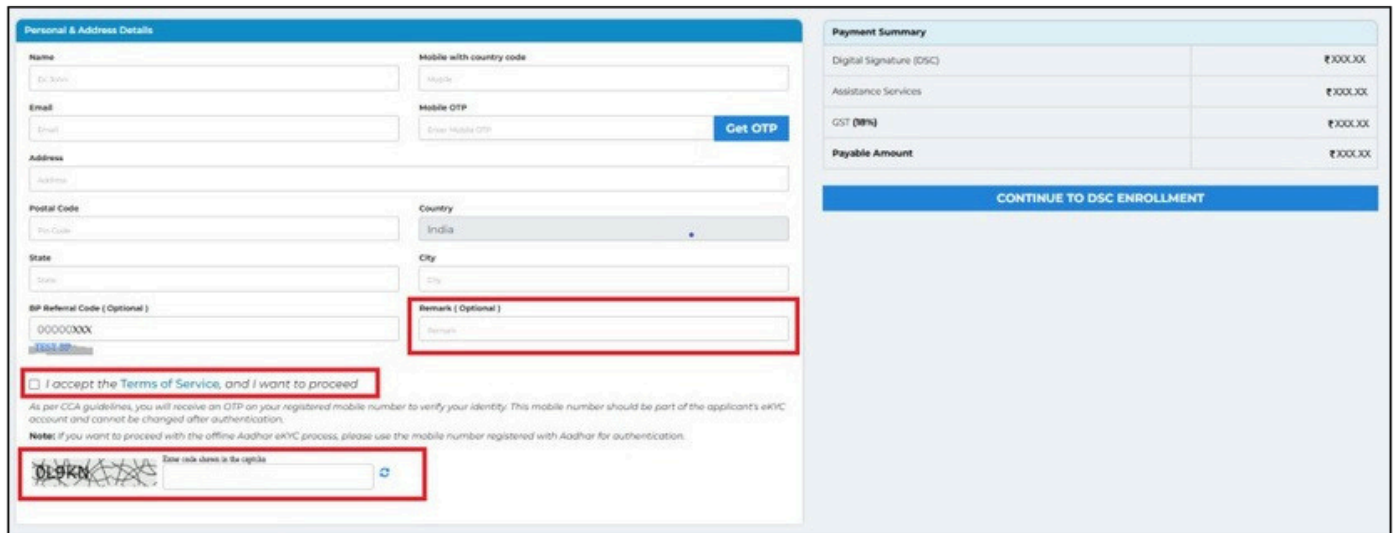


Choose the type of **DSC** you wish to purchase from the product selection options. After selecting the **GOVERNMENT DSC** type, click on the 'Buy Certificate' tab. If you want **TOKEN** with your DSC, you need to choose **TOKEN**, else, you can select **USB TOKEN NOT REQUIRED**.



Fill in your Name, Email, Mobile Number, and Address. Click '**Get OTP**'. Enter the **OTP** received on your mobile. If you have a **BP Referral Code**, enter it; if not, proceed without it. You can enter any reference in the **remark** field related to the order (**It is optional**).

Select the '**Terms of Services**' and '**I'm not a robot**' checkboxes. Click '**Continue to DSC Enrollment**' to proceed.



Personal & Address Details

Name: Mobile with country code:

Email: Mobile OTP: **Get OTP**

Address:

Postal Code: Country:

State: City:

BP Referral Code (Optional): Remark (Optional):

I accept the Terms of Service, and I want to proceed

As per CCA guidelines, you will receive an OTP on your registered mobile number to verify your identity. This mobile number should be part of the applicant's eKYC account and cannot be changed after authentication.

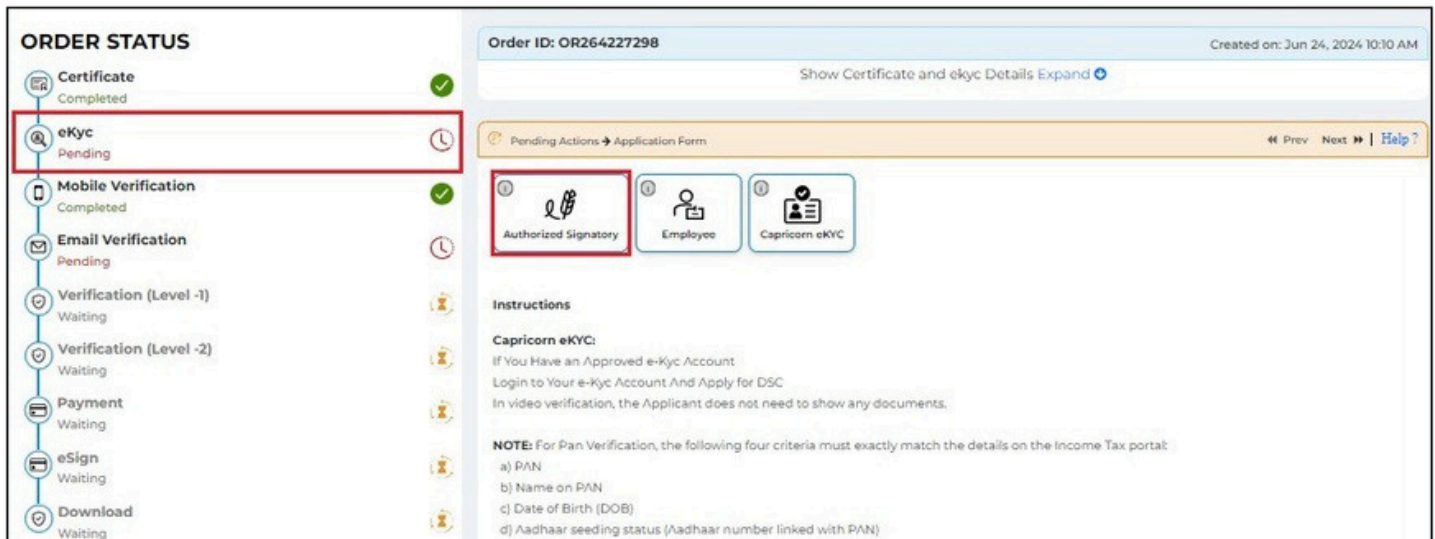
Note: If you want to proceed with the offline Aadhar eKYC process, please use the mobile number registered with Aadhar for authentication.

Payment Summary

| | |
|-------------------------|----------------|
| Digital Signature (DSC) | ₹XXX.XX |
| Assistance Services | ₹XXX.XX |
| GST (9%) | ₹XXX.XX |
| Payable Amount | ₹XXX.XX |

CONTINUE TO DSC ENROLLMENT

Click on the '**Authorized Signatory**' option to proceed with your DSC application.



ORDER STATUS

Order ID: OR264227298 Created on: Jun 24, 2024 10:10 AM

Show Certificate and ekyc Details Expand

Pending Actions → Application Form

Authorized Signatory Employee Capricorn eKYC

Instructions

Capricorn eKYC:
If You Have an Approved e-Kyc Account
Login to Your e-Kyc Account And Apply for DSC
In video verification, the Applicant does not need to show any documents.

NOTE: For Pan Verification, the following four criteria must exactly match the details on the Income Tax portal:

- PAN
- Name on PAN
- Date of Birth (DOB)
- Aadhaar seeding status (Aadhaar number linked with PAN)

Progress bar:

- Certificate: Completed
- eKyc: Pending**
- Mobile Verification: Completed
- Email Verification: Pending
- Verification (Level -1): Waiting
- Verification (Level -2): Waiting
- Payment: Waiting
- eSign: Waiting
- Download: Waiting

Please fill in the required details with your KYC ID & eKYC pin:

- eKYC ID should be set according to the customer name with some more numbers or letters to make it distinct.
- eKYC pin is a six-digit pin that you can set according to your preferences.

Select the checkbox to accept the '**Terms of Service**' and IVG. Click '**Submit**' to move forward.

Pending Actions → Application Form ← Prev Next → | Help ?

| | |
|--|---|
| Name <input type="text" value="name"/> | PAN (Mandatory for Income Tax usage) <input type="text" value="PAN"/> |
| Date of Birth <input type="text" value="dd-mm-yyyy"/> | Mobile with country code <input type="text" value="919XXXXXXXXXX"/> |
| Email <input type="text" value="testt989@gmail.com"/> | Gender <input type="text" value="Select Gender"/> |
| Address <input type="text" value="abc 1233"/> | |
| Postal Code (PIN) <input type="text" value="110092"/> | Country <input type="text" value="India"/> |
| State <input type="text" value="Delhi"/> | City <input type="text" value="New Delhi"/> |
| eKYC ID <input type="text" value="KYC ID"/> <input type="text" value="@capricorn"/> <small>Alphanumeric, start with alphabet, min 4 letter long</small> | eKYC PIN <input type="text" value="KYC PIN"/> <small>6 digit numeric pin</small> |
| CSTIN (Optional) <input type="text" value="CSTIN"/> | Company Name <input type="text" value="company name"/> |
| Organization Type <input type="text" value="- Select Organisation Type -"/> | Department <input type="text" value="department"/> |
| Employee Code <input type="text" value="Employee code given by company"/> | Aadhaar Number <input type="text" value="Last 4 digit"/> |

Applicant Declaration: I hereby agree and confirm, that I have read and understood Provisions, Guidelines and Practices of Certificate Digital CPS and the [Subscriber Agreement](#), I would abide by the same. The information provided in this application form is Correct and true in all respect.

Section 71 of IT Act stipulates that if anyone makes a misrepresentation or suppresses any material fact from the CCA or CA for obtaining any DSC such person shall be punishable with imprisonment up to 2 years or with fine up to one lakh rupees or with both.

I accept the [Terms of Service](#), and IVG I want to proceed.

As of now, you need to provide some details of your Authorising person as shown image below:

(TO BE PRINTED ON THE LETTERHEAD ONLY)
Proof of Sufficient Authorization to act as a Signatory

[APPLICABLE TO ALL CENTRAL GOVERNMENT EMPLOYEES, STATE GOVERNMENT EMPLOYEES, EMPLOYEES OF STATUTORY BODIES, PUBLIC SECTOR UNDERTAKINGS AND OTHER GOVERNMENT ORGANIZATIONS]
(PLEASE DO NOT USE THIS FORM FOR EMPLOYEE CERTIFICATES)

To,
 Capricorn Identity Services Pvt. Ltd. (Capricorn CA)
 G-5, Vikas Deep Building, Plot no. 18,
 Laxmi Nagar District Center, Delhi-110092.

Sub: Authorization for obtaining E-KYC & Digital Signature Certificate.

| | |
|--|--|
| Select <input type="checkbox"/> <input type="checkbox"/> <input type="checkbox"/> 1 / 2 / 3 years | DSC Type Sign Encryption Sign & Encryption Validity |
|--|--|

I, Controlling/Administrative Authority/Head of Office/Head of Department (HOD) of the _____ (Organization Name), have understood the requirements of e-Sign/DSC enrolments under provisions of Information Technology Act, and will authorize the employees in line with these requirements. I have enclosed my ID card of Authorized signatory/identity letter issued by the organization.

| | |
|-------------------------|--|
| Applicant Name | |
| Organization Name | |
| Position/Designation | |
| Department Name | |
| Organization ID Card No | |
| Office Address | |
| Mobile No | |

Signature: _____
 (Seal & Stamp)

Authorizing Person Name: _____
Designation: _____
Mobile No. : _____
Email ID: _____

Date: _____

Enclosed: My Organization ID card/ Identity letter issued by the organization

Note: All Fields are mandatory to fill.

As you mention the authorizing person details on the Authorization letter, the same details are required to be filled in (as shown in the below image).

ORDER STATUS

- 📄 Certificate Completed
- 👤 eKyc Completed
- 📄 Pan Verification Pending
- 📷 Photo Pending
- 📄 Documents Pending
- 📄 Application Form* Pending
- ⏱ Verification (Level -1) Waiting
- ⏱ Verification (Level -2) Waiting

Order ID: OR31423288 Created on: Nov 29, 2024 11:54 AM

Show Certificate and ekyc Details Expand

Pending Actions → Update Signatory Form

Authorising Person for Signatory Approval

| | |
|------------------------------------|--|
| Name | Mobile with country code |
| <input type="text" value="name"/> | <input type="text" value="mobile"/> |
| Email | Designation |
| <input type="text" value="email"/> | <input type="text" value="designation"/> |

Update

Note: The details of the authorizing person must match those mentioned in the authorization letter.

Then Click on **Update**.

[NOTE: If you create employees under your EKYC ID, you have to obtain permission from your authorizing person; to know the steps for that, please check the Govt. Signatory Approval Manual.]

TO EDIT THE AUTHORISING PERSON'S DETAILS (IN CASE OF OBJECTION OF INCORRECT DETAILS)

Go to **SHOW MORE DETAILS**.

ORDER STATUS

- 📄 Certificate Completed
- 👤 eKyc Completed
- 📄 Pan Verification Completed
- 📷 Photo Completed
- 📄 Documents Completed
- 📄 Video Completed
- 📄 Application Form* Pending
- ⏱ Verification (Level -1) Waiting
- ⏱ Verification (Level -2) Waiting
- 💰 Payment Waiting
- 📄 eSign Waiting

Order ID: OR31423181227 Created on: Nov 29, 2024 10:43 AM

Applicant Details

| | |
|-------------------|--|
| Certificate | Class - 3 Sign valid for 2 Year DSC. (GOV, Paperless) |
| Applicant Name | TEST PERSON |
| Email | TESTACCOUNT@gmail.com ✔ |
| Mobile | 9199XXXXXXXX ✔ |
| PAN | AAVCS8838C ✔ |
| Organization name | CAPRICORN IDENTITY SERVICES PRIVATE LIMITED |
| Pan Organization | AAVCS8838C |
| GSTIN | 07AAVCS8838C1ZR |

Show More Detail

Click on **Edit** (As shown in the below image).

ORDER STATUS

- ✔ Certificate Completed
- ✔ eKyc Completed
- ✔ Pan Verification Completed
- ✔ Photo Completed
- ✔ Documents Completed
- ✔ Video Completed
- ⌚ Application Form* Pending
- ⌚ Verification (Level -1) Waiting
- ⌚ Verification (Level -2) Waiting
- ⌚ Payment Waiting
- ⌚ eSign Waiting
- ⌚ Download Waiting

Order ID: OR31423181227 Created on: Nov 29, 2024 10:43 AM

Applicant Details

| | |
|-------------------|--|
| Certificate | Class - 3 Sign valid for 2 Year DSC . (GOV, Paperless) |
| eKyc Type | GOVSIGNATORY-TRADITIONAL |
| Applicant Name | sagar sethi |
| Email | sagarsethi020@gmail.com ✔ |
| Mobile | 919289315801 ✔ |
| PAN | LPRP55539F ✔ |
| Date of birth | 02-Nov-2000 |
| Gender | M |
| Address | C-5, VIKAS DEEP BUILDING PLOT NO. 18, LAXMI NAGAR DISTRICT CENTRE, VIKAS MARG, East Delhi, Delhi, 110092 New Delhi, Delhi - 110092 (India) |
| KycID | 928931580@capricorn |
| Organization name | CAPRICORN IDENTITY SERVICES PRIVATE LIMITED |
| Pan Organization | AAVCS8838C |
| GSTIN | 07AAVCS8838C1ZR |
| Organization Type | government |
| Department | ADMIN |

Authorised Person Edit

| | |
|-------------|------------------------|
| Name | ANKIT Kumar |
| Email | EXP.ANKIT983@GMAIL.COM |
| Mobile | 919560296920 |
| Designation | SUPPORT |

Update the details and click on **Submit**.

ORDER STATUS

- ✔ Certificate Completed
- ✔ eKyc Completed
- ✔ Pan Verification Completed
- ✔ Photo Completed
- ✔ Documents Completed
- ✔ Video Completed
- ⌚ Application Form* Pending
- ⌚ Verification (Level -1) Waiting
- ⌚ Verification (Level -2) Waiting
- ⌚ Payment Waiting
- ⌚ eSign Waiting
- ⌚ Download Waiting

Order ID: OR31423181227 Created on: Nov 29, 2024 10:43 AM

Applicant Details

| | |
|-------------------|--|
| Certificate | Class - 3 Sign valid for 2 Year DSC . (GOV, Paperless) |
| Applicant Name | TEST PERSON |
| Email | TESTACCOUNT@gmail.com ✔ |
| Mobile | 9199XXXXXXXX ✔ |
| PAN | AAVCS8838C ✔ |
| Organization name | CAPRICORN IDENTITY SERVICES PRIVATE LIMITED |
| Pan Organization | AAVCS8838C |
| GSTIN | 07AAVCS8838C1ZR |

[Show More Detail](#)

Pending Actions Update Signatory Perm

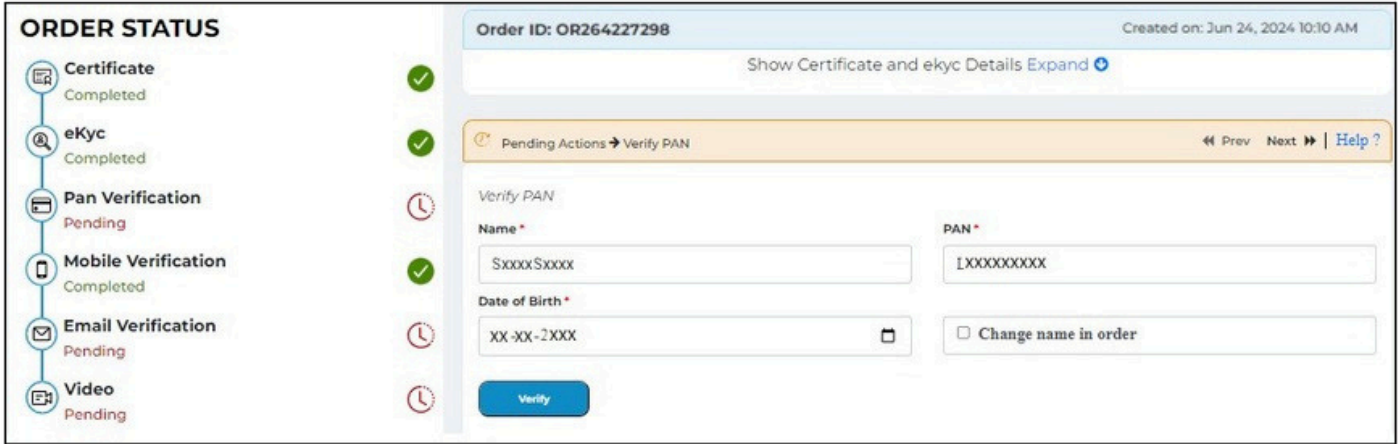
Authorizing Person for Signatory Approval

| | |
|---|---|
| <p>Name: <input type="text" value="TEST PERSON"/></p> <p>Email: <input type="text" value="TESTACCOUNT@gmail.com"/> ✔</p> | <p>Mobile with country code: <input type="text" value="9199XXXXXXXX"/></p> <p>Designation: <input type="text" value="SUPPORT"/></p> |
|---|---|

[Update](#)

*Note: The details of the authorizing person must match those mentioned in the authorization letter

If you have mentioned your PAN number, you have to verify your **NAME** and **DATE** of Birth as per your PAN/NSDL Data.



ORDER STATUS

- Certificate Completed ✓
- eKyc Completed ✓
- Pan Verification Pending** ⌚
- Mobile Verification Completed ✓
- Email Verification Pending ⌚
- Video Pending ⌚

Order ID: OR264227298 Created on: Jun 24, 2024 10:10 AM

Show Certificate and ekyc Details Expand

Pending Actions → Verify PAN ⏪ Prev Next ⏩ | Help ?

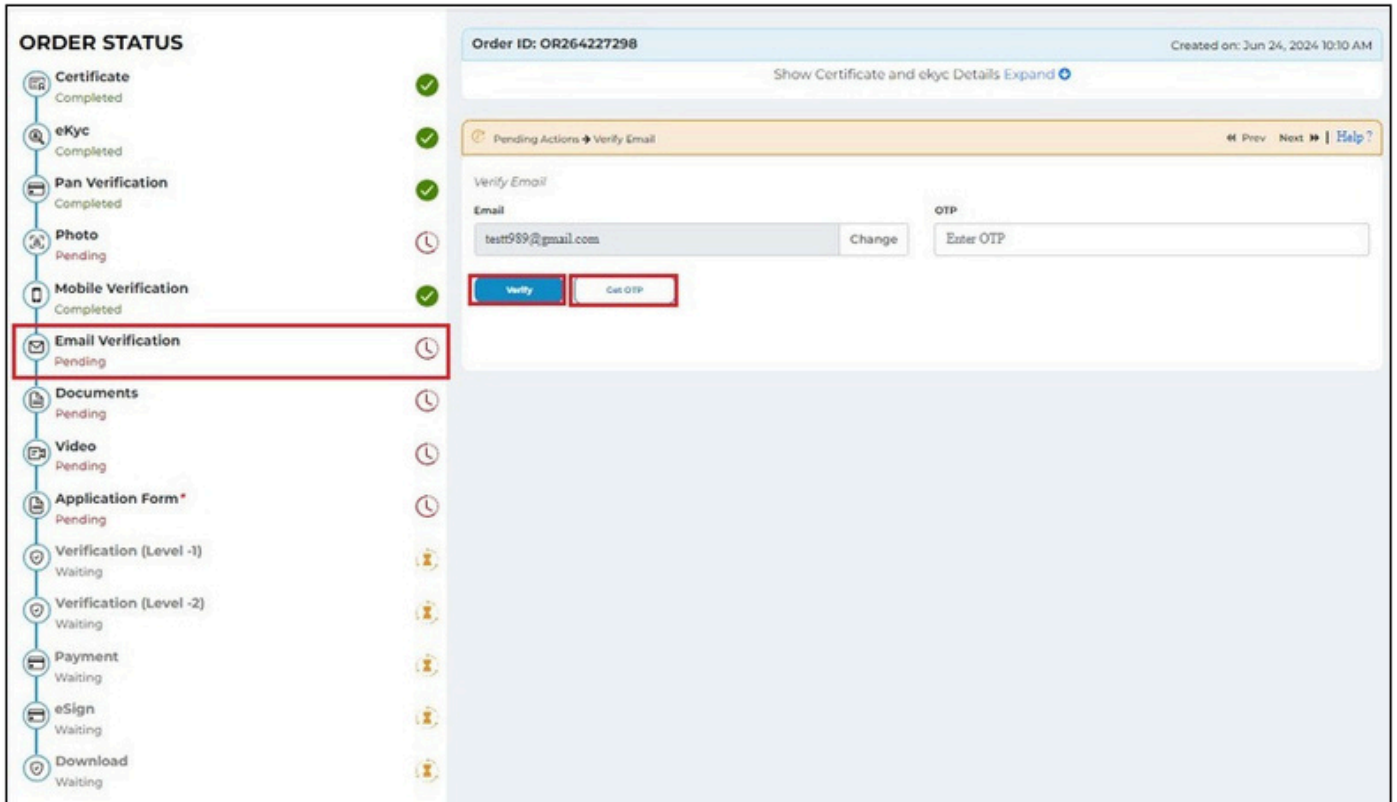
Verify PAN

Name * SxxxxSxxxx PAN * LXXXXXXXXX

Date of Birth * XX-XX-2XXX Change name in order

Verify

Verify your email by following the prompts to complete the email verification process.



ORDER STATUS

- Certificate Completed ✓
- eKyc Completed ✓
- Pan Verification Completed ✓
- Photo Pending ⌚
- Mobile Verification Completed ✓
- Email Verification Pending** ⌚
- Documents Pending ⌚
- Video Pending ⌚
- Application Form * Pending ⌚
- Verification (Level -1) Waiting ⌚
- Verification (Level -2) Waiting ⌚
- Payment Waiting ⌚
- eSign Waiting ⌚
- Download Waiting ⌚

Order ID: OR264227298 Created on: Jun 24, 2024 10:10 AM

Show Certificate and ekyc Details Expand

Pending Actions → Verify Email ⏪ Prev Next ⏩ | Help ?

Verify Email

Email test989@gmail.com Change OTP Enter OTP

Verify Get OTP

Upload a passport-sized photograph of the applicant.

ORDER STATUS

- Certificate**
Completed ✔
- eKyc**
Completed ✔
- Pan Verification**
Completed ✔
- Photo**
Pending 🕒
- Mobile Verification**
Completed ✔
- Email Verification**
Completed ✔
- Documents**
Pending 🕒
- Video**
Pending 🕒
- Application Form***
Pending 🕒
- Verification (Level -1)**
Waiting 🕒
- Verification (Level -2)**
Waiting 🕒
- Payment**
Waiting 🕒
- eSign**
Waiting 🕒
- Download**
Waiting 🕒

Order ID: OR264227298 Created on: Jun 24, 2024 10:10 AM

[Show Certificate and ekyc Details Expand](#)

⏪ Prev Next ⏩ | [Help ?](#)

Pending Actions → Upload Photo

Passport size Photo of the applicant in JPG / PNG/ JPEG Format upto 50Kb allowed (200px X 150px).

Photo resize tool [Click Here](#)

Upload the required documents.

ORDER STATUS

- Certificate**
Completed ✔
- eKyc**
Completed ✔
- Pan Verification**
Completed ✔
- Photo**
Completed ✔
- Mobile Verification**
Completed ✔
- Email Verification**
Completed ✔
- Documents**
Pending 🕒
- Video**
Pending 🕒
- Application Form***
Pending 🕒
- Verification (Level -1)**
Waiting 🕒
- Verification (Level -2)**
Waiting 🕒
- Payment**
Waiting 🕒
- eSign**
Waiting 🕒
- Download**
Waiting 🕒

Order ID: OR264227298 Created on: Jun 24, 2024 10:10 AM

[Show Certificate and ekyc Details Expand](#)

⏪ Prev Next ⏩ | [Help ?](#)

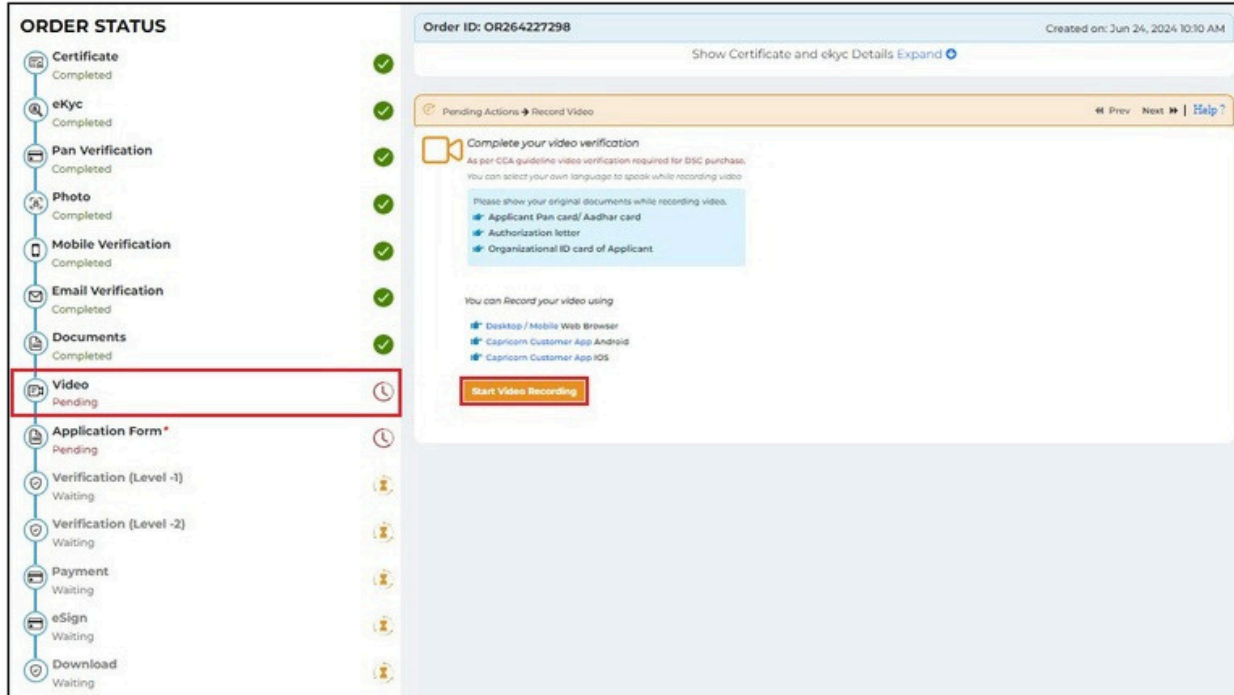
Pending Actions → Upload Document

| | |
|---|---------------------------------------|
| Applicant Pan card/ Aadhar card* <small>((Which no. is mentioned in order))</small> | <input type="button" value="Upload"/> |
| Authorization letter* | <input type="button" value="Upload"/> |
| Organizational ID card of Applicant* <small>((Identify letter issued by the organization/ Pay Slip))</small> | <input type="button" value="Upload"/> |
| Organizational ID card of an authorized person* <small>((If applicable Identify letter issued by the organization/ Pay Slip with PAN / Passport / Driving License))</small> | <input type="button" value="Upload"/> |
| Other Documents <small>((If you Required))</small> | <input type="button" value="Upload"/> |

Important Notes:

1. It is mandatory to display original documents during video recording.
2. If the document has personal information on both sides, please scan both sides and upload it as single PDF.
3. Copy of organizational ID card of Authorized signatory/Identify letter issued by the organization/ Proof of individuals association with organization
4. Copy of organizational ID card of Authorized signatory/Identify letter issued by the organization/ Proof of individuals association with organization
5. Designation of applicant is mandatory to mention in authority letter.
6. For the government organizations, the authorized signatory shall be Controlling/Administrative Authority/Head of Office or Head of Department (HoD).
7. In the panchayat level, for issuance of DSC to elected members, the authorized signatory shall be the Block Development Officer (BDO).
8. If authorized signatory doesn't want to mention pan no. in his order, they are not required to show pan card in the video, But he is then required to mention the last 4 digit Aadhar no. and show the original Aadhar card in the videos.

Click on **'Start Video Recording'** to initiate video verification.



ORDER STATUS

- Certificate Completed
- eKyc Completed
- Pan Verification Completed
- Photo Completed
- Mobile Verification Completed
- Email Verification Completed
- Documents Completed
- Video Pending**
- Application Form* Pending
- Verification (Level -1) Waiting
- Verification (Level -2) Waiting
- Payment Waiting
- eSign Waiting
- Download Waiting

Order ID: OR264227298 Created on: Jun 24, 2024 10:30 AM

Show Certificate and ekyc Details Expand

Pending Actions Record Video

Complete your video verification

As per CEA guideline video verification required for DSC purchase. You can select your own language to speak while recording video.

Please show your original documents while recording video.

- Applicant Pan card/ Aadhar card
- Authorization letter
- Organizational ID card of Applicant

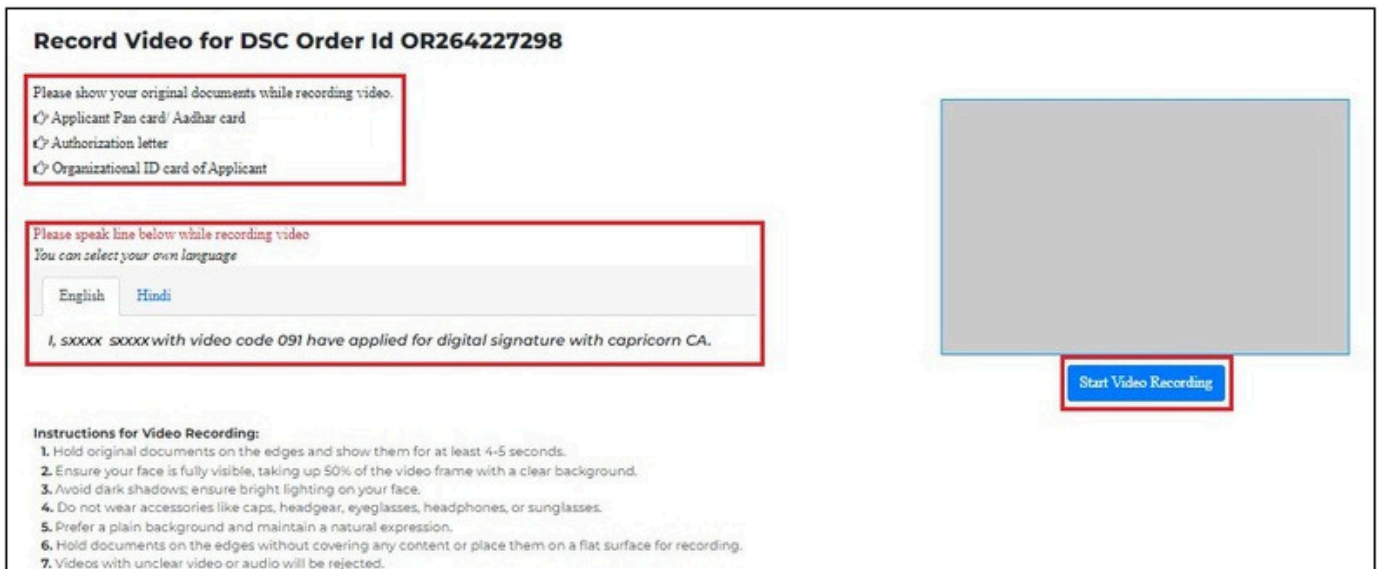
You can Record your video using

- Desktop / Mobile Web Browser
- Capricorn Customer App Android
- Capricorn Customer App IOS

Start Video Recording

The documents that you need to present during the video recording are listed on the video recording screen. Please ensure you have these documents ready before starting the recording.

While recording your video, clearly state your name and the video code displayed on the screen. This helps verify your identity and link the video to your application.



Record Video for DSC Order Id OR264227298

Please show your original documents while recording video.

- Applicant Pan card/ Aadhar card
- Authorization letter
- Organizational ID card of Applicant

Please speak line below while recording video
You can select your own language

English Hindi

I, sxxxx sxxxx with video code 091 have applied for digital signature with capricorn CA.

Start Video Recording

Instructions for Video Recording:

- Hold original documents on the edges and show them for at least 4-5 seconds.
- Ensure your face is fully visible, taking up 50% of the video frame with a clear background.
- Avoid dark shadows; ensure bright lighting on your face.
- Do not wear accessories like caps, headgear, eyeglasses, headphones, or sunglasses.
- Prefer a plain background and maintain a natural expression.
- Hold documents on the edges without covering any content or place them on a flat surface for recording.
- Videos with unclear video or audio will be rejected.

After recording your video, you have to preview it by clicking on the **'Play Video'** button and clicking on **'Submit'** to complete the video recording confirmation.

Record Video for DSC Order Id OR264227298

Please show your original documents while recording video.

- 🔗 Applicant Pan card/ Aadhar card
- 🔗 Authorization letter
- 🔗 Organizational ID card of Applicant

Please speak line below while recording video
You can select your own language

English Hindi

I, Sxxxx Sxxxx with video code 713 have applied for digital signature with capricorn CA.



Play Video SUBMIT

If you unable to record clear video or your video preview not showing, then try to reset your camera permission, Go to

- ➔ Browser > Settings > Privacy and Policy > Site Settings > Camera >
- ➔ Remove https://secure.certificat.digital
- ➔ Remove https://www.capricorn.cash
- ➔ Refresh Browser and Try again to record video

Click on **'Continue to enrollment process'** to continue your DSC application.

Record Video for DSC Order Id OR264227298

Please show your original documents while recording video.

- 🔗 Applicant Pan card/ Aadhar card
- 🔗 Authorization letter
- 🔗 Organizational ID card of Applicant

Please speak line below while recording video
You can select your own language

English Hindi

I, Sxxxx Sxxxx with video code 713 have applied for digital signature with capricorn CA.



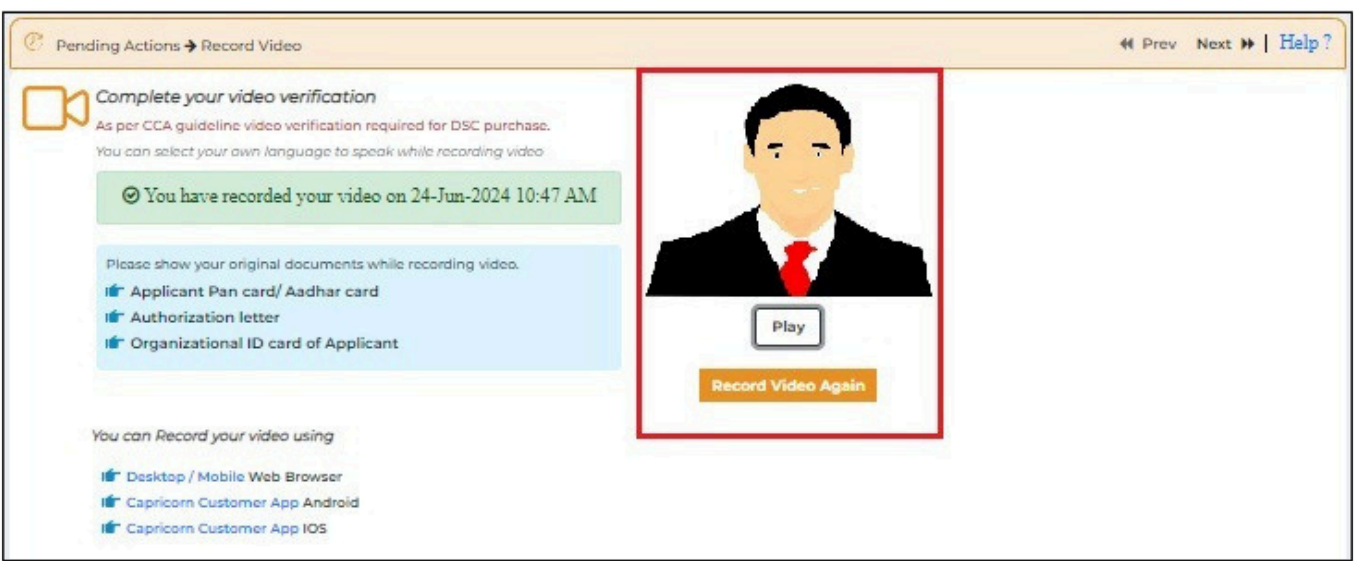
Video Uploaded Successfully

Continue to Enrollment process

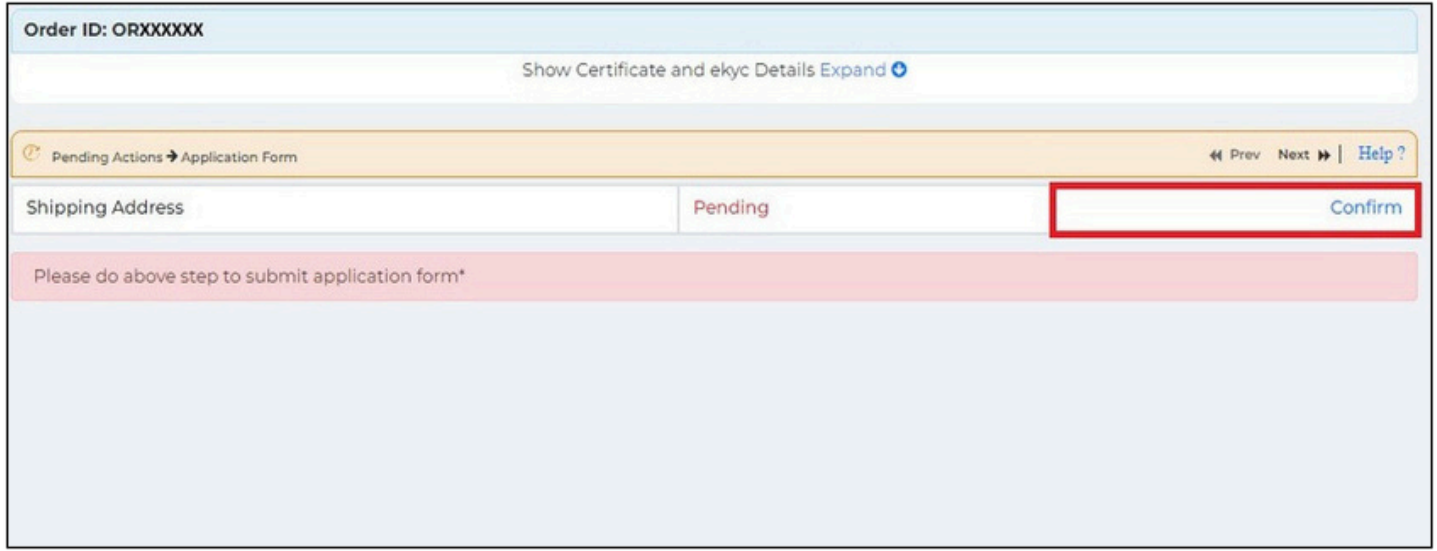
If you unable to record clear video or your video preview not showing, then try to reset your camera permission, Go to

- ➔ Browser > Settings > Privacy and Policy > Site Settings > Camera >
- ➔ Remove https://secure.certificat.digital
- ➔ Remove https://www.capricorn.cash
- ➔ Refresh Browser and Try again to record video

After recording your video, you can preview it by clicking on the **'Play'** button. If you find any mistakes or if the video was recorded incorrectly, you have the option to record the video again.



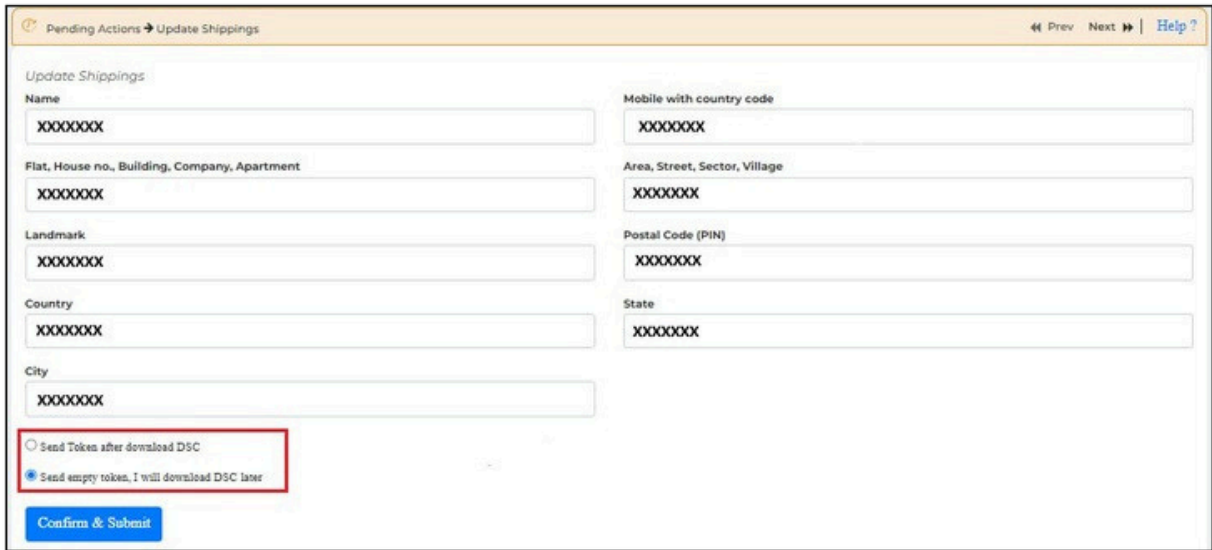
After completing the above verification, if you had opted for **TOKEN REQUIRED** at the time of product selection. Then, you have to confirm your delivery address for token delivery.



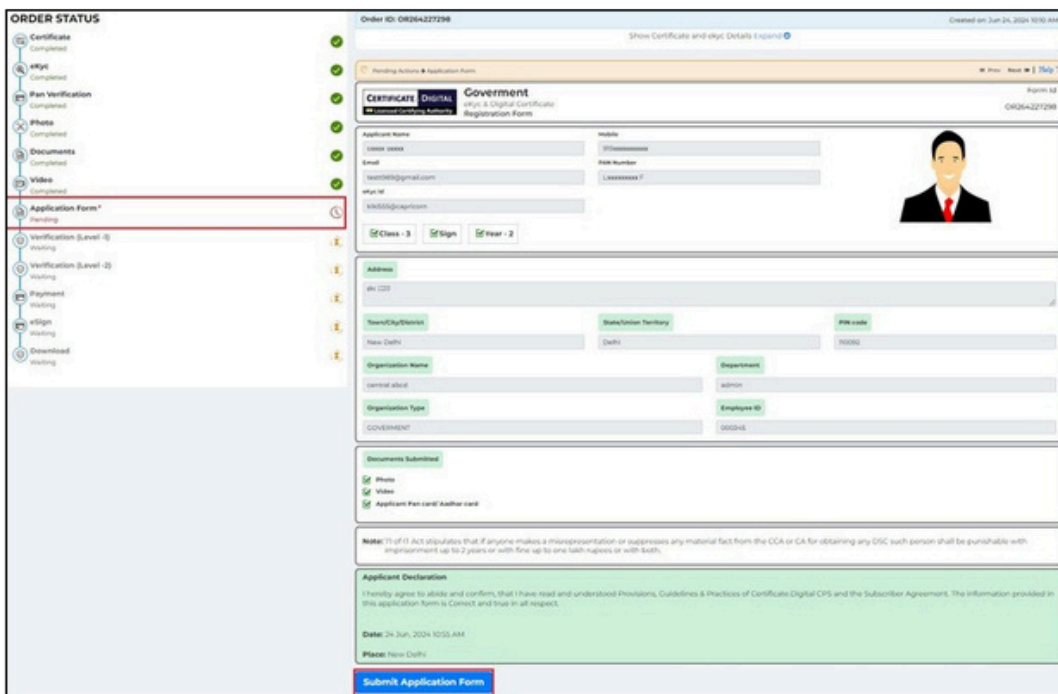
Along with the delivery address, you can choose options:

1. Send Token after downloading DSC.
2. Send Empty Token, I will download DSC later.

Then, click the **'Confirm & Submit'** button.



After completing the above verification, you will need to submit the **'Application Form'**.



Once the application form is submitted, your order will be sent for verification. The verification will be conducted by Capricorn CA. Please wait for this process to be completed.

After your order has been verified, you will need to finalize the payment for your order. Make sure to complete this step to ensure the processing of your Digital Signature Certificate.

ORDER STATUS

- 📄 Certificate Completed ✔
- 🔍 eKyc Completed ✔
- 📄 Pan Verification Completed ✔
- 📷 Photo Completed ✔
- 📹 Video Completed ✔
- 📄 Application Form* Completed ✔
- 🛡️ Verification (Level -1) Completed ✔
- 🛡️ Verification (Level -2) Completed ✔
- 💳 Payment Pending 🕒
- 📧 eSign Waiting 🕒
- 📄 Download Waiting 🕒

Order ID: OR264227298 Created on: Jun 24, 2024 10:10 AM

[Show Certificate and ekyc Details Expand](#)

Pending Actions → Make Payment ⏪ Prev Next ⏩ | Help ?

| Payment Summary | |
|-----------------------|---------------|
| DSC Amount | ₹ XXXX |
| USB Amount | ₹ XXX |
| GST (18%) | ₹ XXX |
| Payable Amount | ₹ XXXX |

Need Help? Contact Us

Choose A Payment Options

📄 **Online Payment Gateway** ➤

Credit Card, Debit Card, Net Banking, UPI e.e.c


📷 **Scan and Pay** ➤

UPI, QR Code, Phone Pay, Google Pay, Paytm e.e.c

Have a coupon code?

Once the payment is completed, a prompt will appear. Click on **'CONTINUE TO DSC ENROLLMENT'** to proceed to the next steps.

Payment Successful!



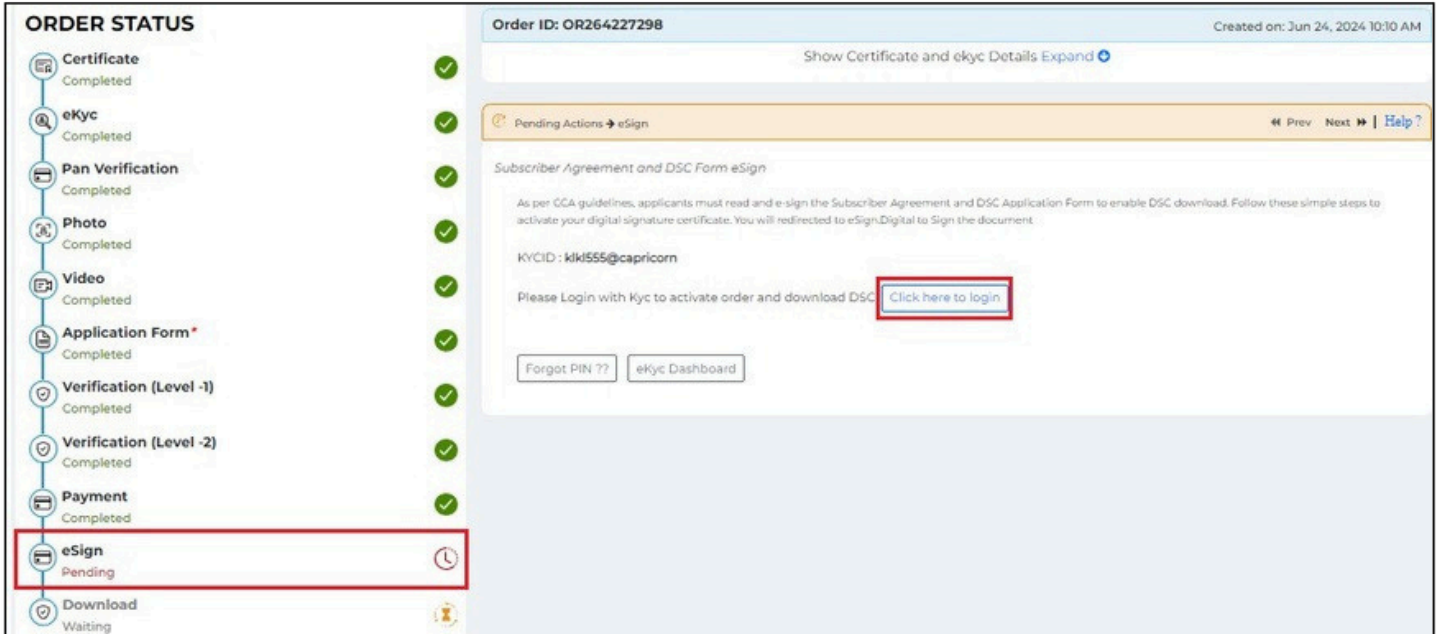
Transaction Details

| | |
|----------------|--------------------------|
| Order ID | OR264227298 |
| Transaction ID | 314XXXXXXXXXXXXXXXXXXXXe |
| Payment Status | success |
| Amount | ₹ XXXX /- |
| Name | sagar sethi |
| Mobile | 919XXXXXXXX |
| Email | test989@gmail.com |

CONTINUE TO DSC ENROLLMENT

Note: Invoice will be generated and send to registered email & mobile

After the payment, you need to eSign your **'Subscriber Agreement'**. As shown in the screenshot below, click on the **'Click here to login'** link to continue.



ORDER STATUS

- Certificate Completed
- eKyc Completed
- Pan Verification Completed
- Photo Completed
- Video Completed
- Application Form * Completed
- Verification (Level -1) Completed
- Verification (Level -2) Completed
- Payment Completed
- eSign Pending**
- Download Waiting

Order ID: OR264227298 Created on: Jun 24, 2024 10:10 AM

Show Certificate and ekyc Details Expand

Pending Actions → eSign

Subscriber Agreement and DSC Form eSign

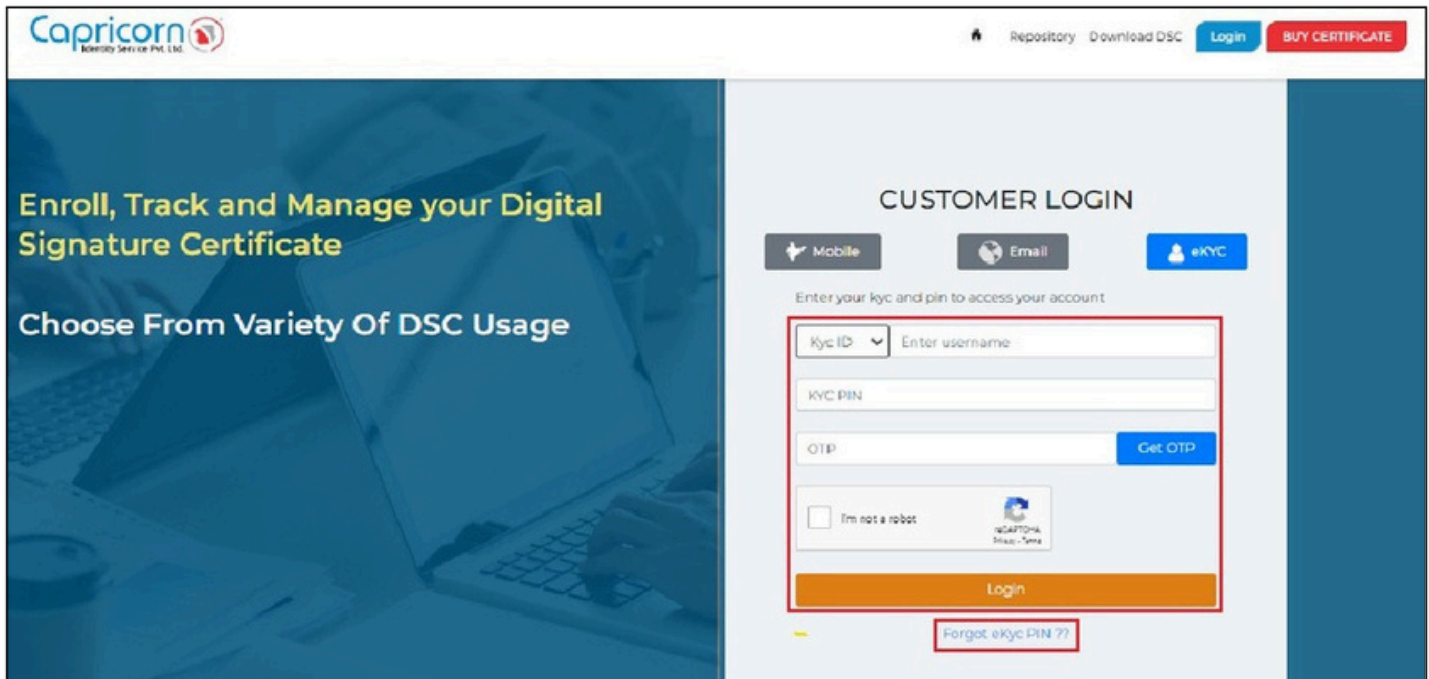
As per CCA guidelines, applicants must read and e-sign the Subscriber Agreement and DSC Application Form to enable DSC download. Follow these simple steps to activate your digital signature certificate. You will be redirected to eSign.Digital to Sign the document.

KYCID : kiki555@capricorn

Please Login with Kyc to activate order and download DSC [Click here to login](#)

[Forgot PIN ??](#) [eKyc Dashboard](#)

You will need to log in using your eKYC credentials.



Capricorn Identity Service Pvt. Ltd.

Repository Download DSC Login BUY CERTIFICATE

Enroll, Track and Manage your Digital Signature Certificate

Choose From Variety Of DSC Usage

CUSTOMER LOGIN

Mobile Email eKYC

Enter your kyc and pin to access your account

Kyc ID Enter username

KYC PIN

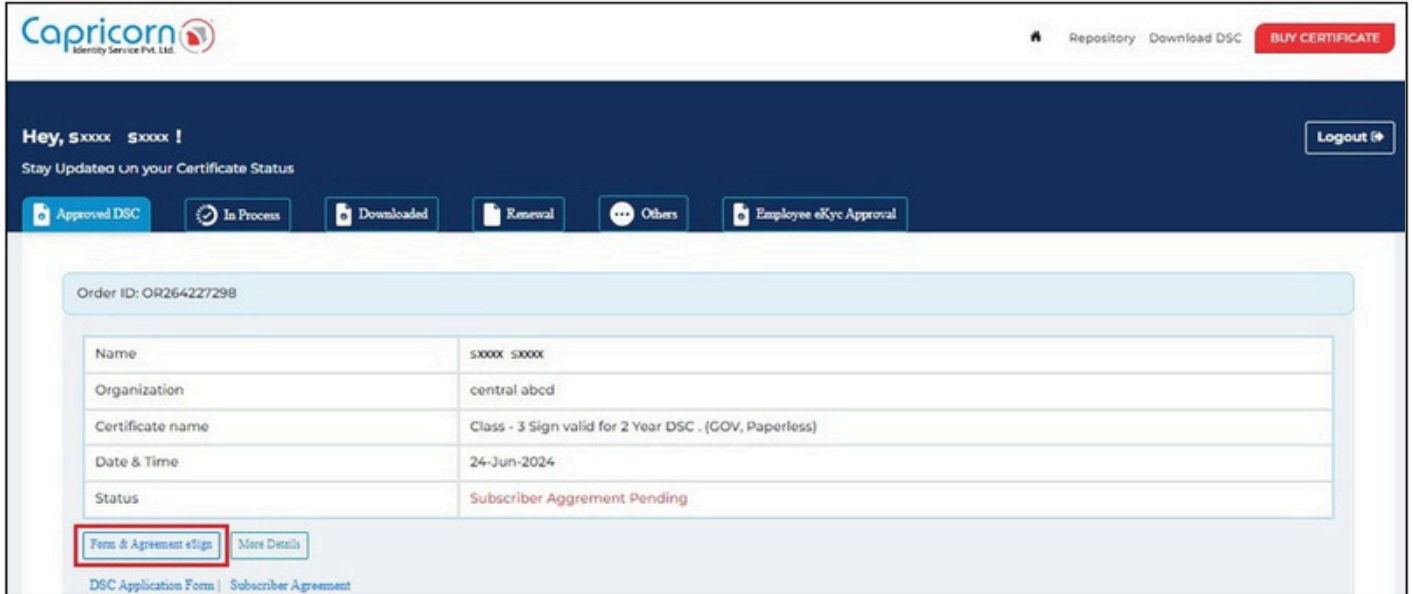
OTP [Get OTP](#)

I'm not a robot

[Login](#)

[Forgot eKyc PIN ??](#)

Upon logging in, your eKYC Dashboard will open. Here, you will see your order listed. Click on the **'Form & Agreement eSign'** option to eSign your Subscriber Agreement.



Capricorn Identity Service Pvt. Ltd. Repository Download DSC BUY CERTIFICATE

Hey, sxxxx sxxxx ! Logout

Stay Updated On your Certificate Status

Approved DSC In Process Downloaded Renewal Others Employee eKYC Approval

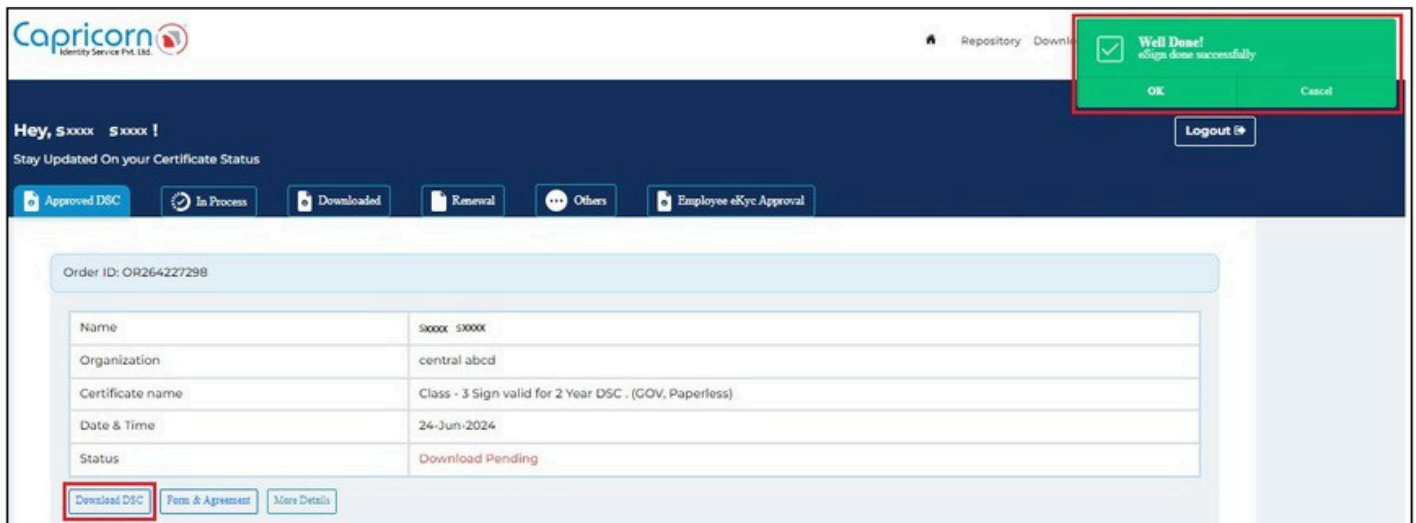
Order ID: OR264227298

| | |
|------------------|--|
| Name | sxxxx sxxxx |
| Organization | central abcd |
| Certificate name | Class - 3 Sign valid for 2 Year DSC . (GOV, Paperless) |
| Date & Time | 24-Jun-2024 |
| Status | Subscriber Aggrement Pending |

Form & Agreement eSign More Details

DSC Application Form | Subscriber Agreement

Your **Subscriber Agreement** will now be signed electronically. This completes the eSign process for your order.



Capricorn Identity Service Pvt. Ltd. Repository Download

Well Done! eSign done successfully OK Cancel

Hey, sxxxx sxxxx ! Logout

Stay Updated On your Certificate Status

Approved DSC In Process Downloaded Renewal Others Employee eKYC Approval

Order ID: OR264227298

| | |
|------------------|--|
| Name | sxxxx sxxxx |
| Organization | central abcd |
| Certificate name | Class - 3 Sign valid for 2 Year DSC . (GOV, Paperless) |
| Date & Time | 24-Jun-2024 |
| Status | Download Pending |

Download DSC Form & Agreement More Details


After signing the **Subscriber Agreement**, your order will be ready for download.

You have to set your **Download Key** before downloading.

You will be able to view your '**ORDER ID, PIN CODE, and DOWNLOAD KEY**' on the screen.

Order ID: OR264227298

| | |
|------------------|--|
| Name | XXXX XXXX |
| Organization | central abcd |
| Certificate name | Class - 3 Sign valid for 2 Year DSC . (GOV, Paperless) |
| Date & Time | 24-Jun-2024 |
| Status | Download Pending |

 Download your DSC Now

| | |
|--------------|---|
| OrderID | OR264227298 |
| Pin code | 110001 |
| Download Key | <input type="text"/> <input type="button" value="Update Download Key"/> |

To learn how to download your Digital Signature Certificate (DSC), click on the provided link: '[Click here to learn how to download your DSC](#)'